



PILOMAT

PILOMAT

MASTERSHIP IN RETRACTILE TECHNOLOGY

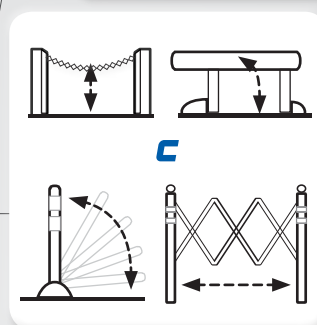
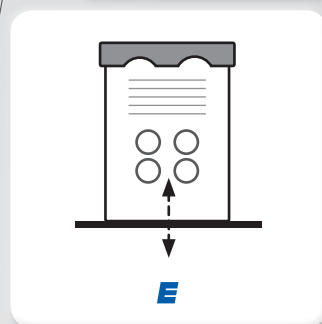
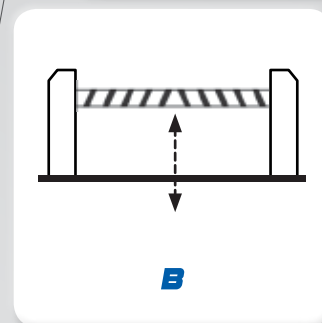
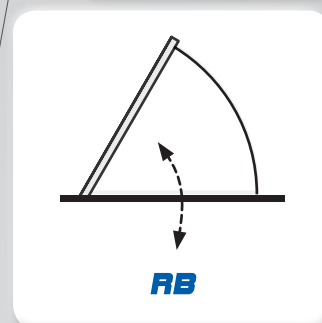
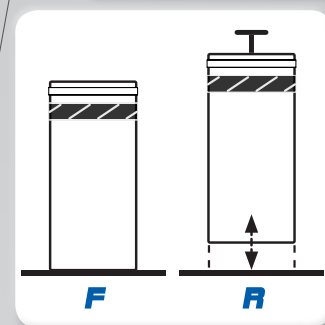
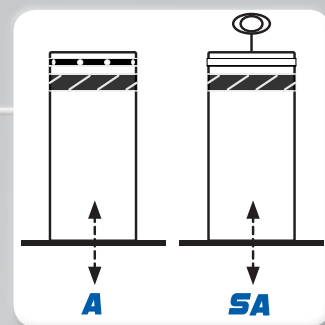


CATALOGUE.12



At present, PILOMAT S.r.l. counts itself among the top leading manufacturers of automated access control technologies in the world.

The top priority is the continued development and expansion of the line of products, which is carried out entirely within the company to ensure speedy and precise responses to the various demands of the international market. We have ensured the guarantee of the reliability and longevity of our mission, through the development of our philosophy geared towards quality improvement, as well as placing ever higher quality standards into our production at competitive costs and reduced lead time and schedule.



THE COMPANY

05

ORIGINS . DEVELOPMENT . OBJECTIVES	06
HOW TO REACH US	07
CERTIFICATIONS - APPROVALS	08
PRODUCT TESTING	09
SOIL PERMEABILITY COEFFICIENT	10

PRODUCT RANGE

12

□ A UTOMATIC	14
□ S EMI A UTOMATIC	60
□ F IXED	64
□ R EMOVABLE	74
□ R OAD B LOCKER	78
□ B ARRIER	82
□ E NERGY	84
□ C OMPLEMENTS	92

PRODUCT INDEX

108

A**AUTOMATIC PILOMAT**

CL SERIES

220/CL 600A - 275/CL 600A

PL SERIES

220/PL 600A - 275/PL 600A - 355/PL 600A

P SERIES

127/P 600A - 127/P 800A - 220/P 600A - 275/P 400A - 275/P 500A - PARK 275/P 500A - 275/P 600A - 275/P 800A - 275/P10 800A

K/M SERIES

275/K4 700A - 275/M30 900A - 275/K12 900A - 275/M50 1200A

ACCESSORIES

COLUMNS OF CONTROL AND MANAGEMENT

AUTOMATIC NUMBER PLATE READER

INSTALLATION EXAMPLES

SA**SEMIAUTOMATIC PILOMAT**

PL SERIES

127/PL 500SA - 127/PL 600SA - 220/PL 600SA - 275/PL 500SA - 275/PL 600SA - 275/PL 800SA - 355/PL 600SA

F**FIXED PILOMAT**

PL SERIES

127/PL 500F - 127/PL 600F - 127/PL 800F - 220/PL 600F - 275/PL 500F - 275/PL 600F - 275/PL 800F

PF SERIES

127/PF 500F - 127/PF 600F - 127/PF 800F - 220/PF 600F - 275/PF 500F - 275/PF 600F - 275/PF 800F - 355/PF 600F

K/M SERIES

275/K4 700F - 275/KFB 700F - 275/M30FB 900F - 275/K12FB 900F - 275/M50FB 1200F

RM**REMOVABLE PILOMAT**

275/RM 600

120/RM 800

RB**PILOMAT ROAD BLOCKER****B****PILOMAT BARRIER****E****PILOMAT ENERGY**

B3020 60 - B4030 60 - B4040 55

LONDON 6040 - LONDON 8050

C**PILOMAT COMPLEMENTS**

FLEX CITY - FLEX ROAD

CHAIN

PARK

PARKY

MULTI GATE



At PILOMAT we believe that the best feature of a product is its quality. We believe in the innovation and research of new products that understand and cater to customer demands, allowing for full functionality and security, with improved performance and greater benefits for the consumer.

PILOMAT's strength is its wide range: whatever the need, ranging from residential security installation to the highest level of anti-terrorism securities, we have it all.

Our products and accessories always provide for the possibility to find the ideal solution to satisfy any needs regarding management, safety, and design.

Tradition and experience are important values, a treasure that we always put into play in order to meet the new challenges that lie ahead. To this end, we constantly invest our resources, time and energy in research, technological innovation and instruction.

The present and future of our professional capacity is held through our willingness to evaluate it any time.

ORIGINS

PILOMAT S.r.l. has been operating for over 40 years in the installation business, specialising in the design and manufacture of automotive products geared toward access control with concealed technology, designed to meet heavy-duty needs.

DEVELOPMENT

In 2009, PILOMAT S.r.l. moved into the new headquarters in Grassobbio (BG), in an industrial area of 12,000 m² with a floor area of 7,200 m², an area with new and spacious commercial administrative offices, technical, research and development offices for designing and experimenting with cutting-edge methods and means, customer service and maintenance, and above all else, complete production process with a large and comprehensive stock of products, accessories, and parts which allows for quick answers, deliveries, and spare parts that are always in availability. The flagship products are the automatic PILOMAT bollards, hydraulic movement, technology that is universally recognised as the most reliable, seeing as it is a constant development in technology, the pace of the movement being constant, linear and low in noise, as well as uses materials that are reliable and durable, dependable in all temperatures and weather conditions.

OBJECTIVES

To the end of fostering greater confidence with the clients, PILOMAT S.r.l. has set an ambitious goal focused on the customers, responding quickly to new market demands. The programme includes: market research, design planning, prototyping, testing and trials, design validation, production and testing, training for customers and distributors, sales and customer service.



HOW TO REACH US

PILOMAT S.r.l. Via Zanica 17/p, 24050 Grassobbio (BG) Italy
 Geographic Coordinates: N 45° 6470 – E 9° 7080



US CERTIFICATION



Crash Test Level K12L1
American Certification SD-STD-02.01
Performed at the Texas Transportation Institute
The Texas A&M University System, Texas U.S.A.

The U.S. Government Department, Office of Diplomatic Security, Physical Security Division, has drafted legislation SD-STD-02.01, since April 1985, aimed to regulate the testing methods on vehicles on collision barriers and perimeter barriers in the United States. There are some institutions accredited by the Department to perform the aforementioned crash tests and then certify the strength of the perimeter barriers. The legislation provides specific levels of resistance to the collision of the perimeter barriers against vehicles. In crash tests performed on PILOMAT bollards (at K12), a truck with a weight of 6,800Kg impact was used, occurring at 80 km/h, developing impact energy of 1,680KJ.



ITALIAN APPROVAL



Ministero delle Infrastrutture

ISPETTORATO GENERALE PER LA CIRCOLAZIONE E LA SICUREZZA STRADALE

The Ministry of Transport, Department of Land Transport, the Directorate General of Motors, the Italian agency is responsible for defining the electrical and/or mechanical equipment that is installed on all public roads in Italy.

The PILOMAT bollards products were the first in Italy to exceed the stringent testing and inspections carried out by the aforementioned Ministry, obtaining two approvals that formalise the installation of PILOMAT bollards on all Italian public roads.

TEST

To the end of achieving excellence in the design of new PILOMAT products, as well as the continuous manufacturing development, the new PILOMAT headquarters in Grassobbio operate equipment for the testing of products:

ENVIRONMENTAL CHAMBER

The environmental chamber allows for the testing of environmental stability and simulates specific conditions in temperature. Temperature and relative humidity can be adjusted from +50°C and -30°C. The use of the environmental chamber can improve the reliability of the PILOMAT products tested at various temperatures and humidity levels, and specific tests are performed regarding the intense handling of high temperatures.

INTERNATIONAL PROTECTION TESTING CHAMBER

The chamber for verifying the degree of protection against penetration by foreign entities, the verification of the effect of water penetration and the consequent achievement of electrical parts allow for the testing of PILOMAT products that can determine and improve product reliability in relation to the degree of IP (International Protection).

GRAVITATIONAL PENDULUM

The gravitational pendulum for testing the impact on PILOMAT products is made up of a structure with a hammer attached, a foam ball that moves in a vertical plane after being released without any initial velocity. The hammer is fixed to a rotational axis which is adjustable to the desired height, above ground impact. The PILOMATE are made available for testing in order to ensure that the point of impact coincides with the point at which the trajectory of the hammer meets the vertical plane. The pendulum allows for a range of gravitational energy, adjustable from 500 to 100,000 Joules, depending on the mass of the hammer and the height of the fall. The use of the gravitational pendulum facilitates figuring out the breakage and thus improving the reliability of PILOMAT products, resulting from the damage from the vehicles.

MOTORISED CART

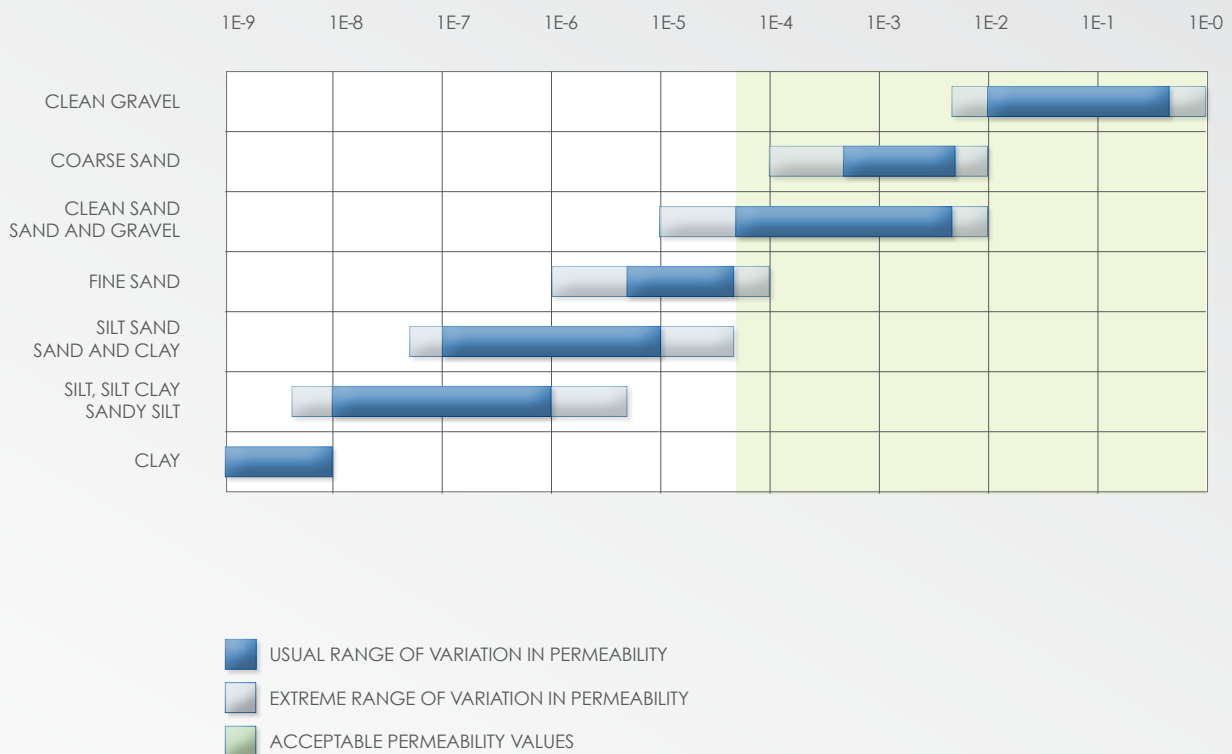
The motorised cart for carrying out prolonged stress tests on PILOMAT products is made up of an oil-hydraulic piston with big cylinder bore, adjustable by height, the beam of which is moving in rectilinear motion in the horizontal plane and is provided at the end of a section of interchangeable semicircular support, depending on the diameter of the PILOMAT being tested. The motorised cart allows for a range of energy, adjustable from 500 to 400,000 Joules, depending on the oil-hydraulic pressure control circuit. The use of the motorised cart facilitates figuring out the breakage and thus improving the reliability of PILOMAT products, resulting from prolonged stress.


SOIL PERMEABILITY COEFFICIENT

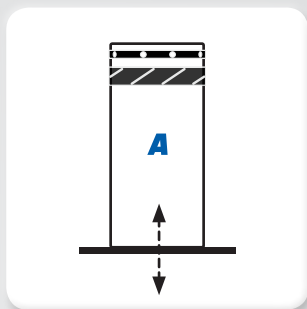
An important factor in the installation of PILOMAT bollards, prior to the assessment of the permeability of soil in relation to the drainage of rainwater, is that it should determine in advance whether the permeability of the ground covered by the installation is within acceptable parameters or not. If the water fails to qualify with ease, the soil is very permeable, and then the natural drainage of water will be defined as acceptable. On the contrary, if the soil opposes a strong resistance to the natural drainage of water, then the soil is defined with poor permeability, and then the installation will be carried out with “Wizard” rainwater drainage.

The chart shown below shows the typical values of the permeability coefficient (expressed in kv) for a series of soil, decreasing from soil with high permeability (gravel and sand) to soil of little to no permeability (silt and clay). To confirm the practise of acceptable soil permeability, it is recommended that at the time of installation, the excavation is carried out at about 50 litres of water per m², and ensuring that it flows into the ground at about 30’.

BENCHMARK FOR PERMEABILITY COEFFICIENT (m/sec)

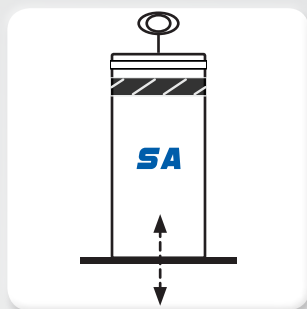






□ **AUTOMATIC PILOMAT - pag 14**

The range of automatic PILOMAT bollards includes a wide selection of items with different mechanical and dimensional characteristics, in order to meet all market demands, from the operation of the single parking space to antiterrorism protection. Automatic PILOMAT bollards using the criterion of hydraulic or pneumatic handling. Many optional items are available to configure every single installation.



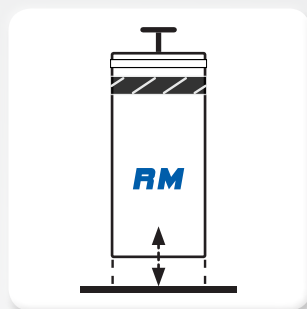
□ **SEMIAUTOMATIC PILOMAT - pag 60**

The range of semiautomatic PILOMAT bollards includes a wide selection of items with different mechanical and dimensional characteristics. They have the same architectural aspects as the automatic PILOMAT and they allow the combined use of both versions.



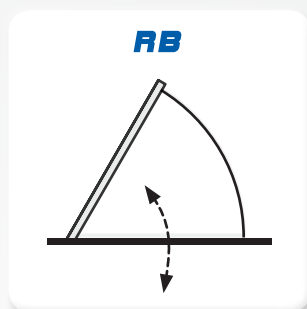
□ **FIXED PILOMAT - pag 64**

The range of fixed PILOMAT bollards includes a wide selection of items with different mechanical and dimensional characteristics. They have the same architectural aspects as the automatic PILOMAT and they allow the combined use of both versions.



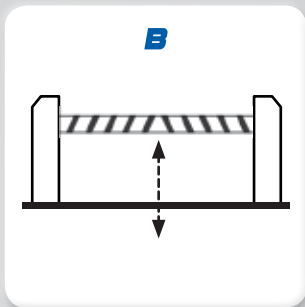
□ **REMOVABLE PILOMAT - pag 74**

Removable PILOMAT bollards are designed to use typically during the night in order to protect access or windows. Their use is recommended in cases of low frequency of travel, or when the depth of excavation is limited and is therefore not possible to install retractable PILOMAT.




□ **PILOMAT ROAD BLOCKER - pag 78**

The range of motorized platforms, in general called Road Blocker, includes a wide selection of items with different characteristics of mechanical strength and dimensional, to meet all market requirements, from the perimeter entrances of the enterprises to the maximum protection against terrorism. The Road Blockers use hydraulic movement and there are many optional items to configure each individual system.



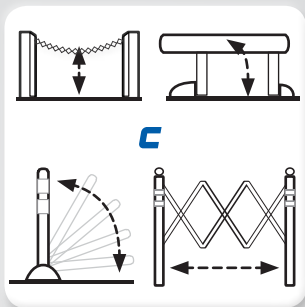
□ **PILOMAT BARRIER - pag 82**

Motorized barriers with vertical movement, called PILOMAT BARRIER, are available, depending on installation requirements, in different lengths (from 2.5 meters to 7 meters, with modules of 50 cm); they have a considerable mechanical strength to meet the highest antiterrorist security. The Motorized Barriers with vertical movement use hydraulic movement and many optional items are available to configure each individual system.



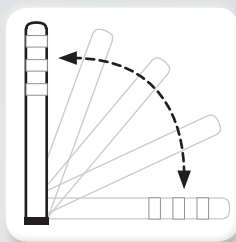
□ **PILOMAT ENERGY - pag 84**

Semiautomatic PILOMAT ENERGY towers are designed to supply electric power, telephony, compressed air, and water in those areas, used for parking and sometimes used for market areas or venues that are used for events and concerts.

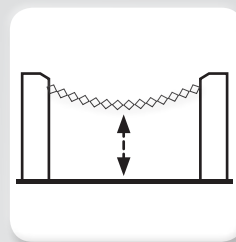


□ **PILOMAT COMPLEMENTS - pag 92**

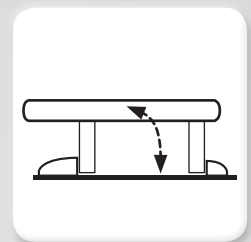
The department of research and development of PILOMAT, always careful to what the synergy of market offers, continuously select products that enrich and complete the PILOMAT program; typically the complements are cheaper products, which help to bring a more complete program.



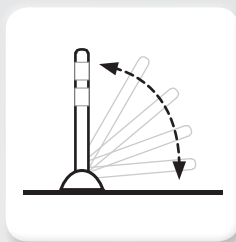
Flex



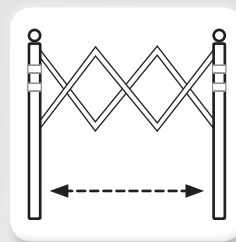
Chain



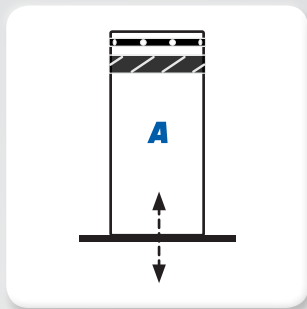
Park



Parky



Multi Gate



AUTOMATIC PILOMAT

- **CL SERIES**
Automatic pneumatic bollards with compressor in the control unit
220/CL 600A – 275/CL 600A
- **PL SERIES**
Automatic hydraulic bollards with pump in the control unit
220/PL 600A – 275/PL 600A – 355/PL 600A
- **P SERIES**
Automatic hydraulic bollards with built-in pump
127/P 600A – 127/P 800A – 220/P 600A
275/P 400A – 275/P 500A – 275/P 600A – 275/P 800A
park 275/P 500A – 275/P10 800A
- **ANTI-TERRORISM K/M SERIES**
Automatic hydraulic bollards with built-in pump
275/K4 700A – 275/M30 900A
275/K12 900A – 275/M50 1200A
- **ACCESSORIES**
- **COLUMNS OF CONTROL AND MANAGEMENT**
- **AUTOMATIC NUMBER PLATE READER**
- **INSTALLATION EXAMPLES**



AUTOMATIC . 15

CL SERIES AUTOMATIC PNEUMATIC BOLLARDS WITH COMPRESSOR IN THE CONTROL UNIT



220/CL 600A



275/CL 600A

The **CL SERIES** automatic pneumatic bollards are the products with the best quality/price ratio of the PILOMAT range. The current models are the result of the development of more than 15 years of experience.

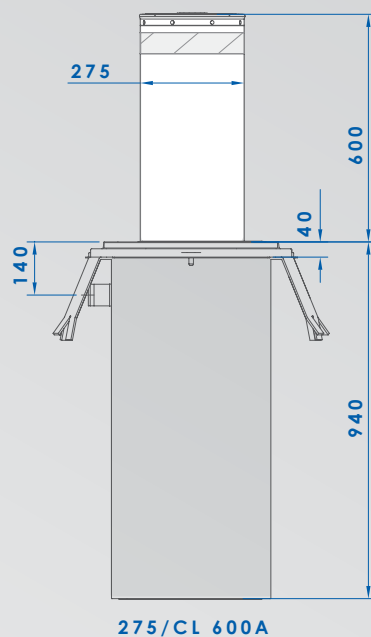
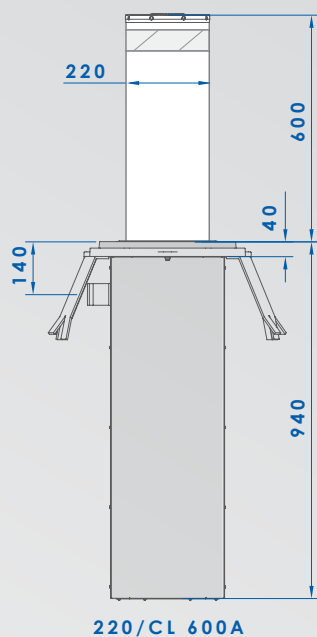
GENERAL FEATURES

- **the cost of the product:** made with industrial criteria of 500 units per batch, optimising production costs while offering a high-quality technology;
- **air compressor in the control unit:** to promote a greater speed of service;
- **patented system for the protection of handling:** to maximise the reliability of operations due to impact by vehicles on the cylinder that is put in motion;
- **wide range of optional configurations:** custom colours, flashing lights integrated in the head, intermittent acoustic signal, solenoid valve No. 220 (in case of power failure, PILOMAT is lowered, releasing the gate), UPS unit for operation in the temporary occurrence of power failure, equipment control, equipment accident prevention (see accessories and optional items).

RECOMMENDED USES

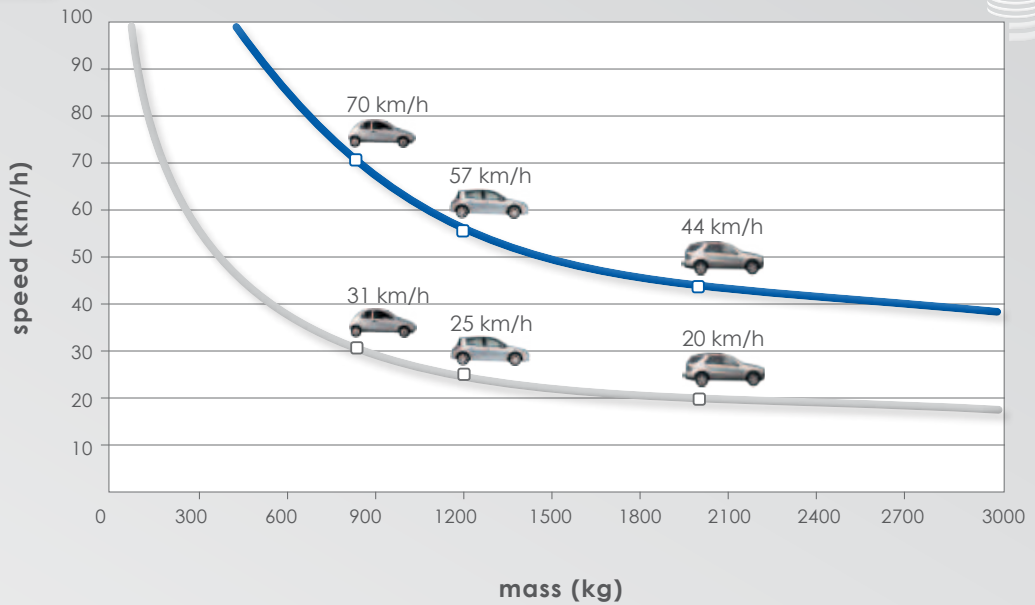
Pedestrian Areas
 Private Car Parks – Parking Company
 Private Driveways – Driveway Businesses – Commercial Driveways

	220/CL 600A	275/CL 600A
MOVING CYLINDER	FE 370 STEEL (IRON) – AISI 304 STAINLESS STEEL	FE 370 STEEL (IRON)
MOVING CYLINDER NOMINAL DIAMETER	220 mm	275 mm
MOVING CYLINDER HEIGHT	600 mm	
MOVING CYLINDER FE 370 STEEL THICKNESS	4 mm	5 mm
MOVING CYLINDER STAINLESS STEEL THICKNESS	AISI 304 :4 mm	-
MOVING CYLINDER FE 370 STEEL FINISH	POLYESTER POWDER PAINT – STANDARD GREY ANTHRACITE	
MOVING CYLINDER STAINLESS STEEL FINISH	AS ABOVE, OR BRUSHED	-
REFLECTING ADHESIVE STRIP	YES - HEIGHT 55 mm	
RISING SPEED	7 cm/sec	
LOWERING SPEED	20 cm/sec	
AUTOMATIC EMERGENCY LOWERING	YES	
SAFETY REVERSAL PRESSURE SWITCH	YES	
CONNECTION LINE TO CONTROL UNIT	STANDARD 10 mt (MAXIMUM LENGTH: 20 mt)	STANDARD 20 mt
PNEUMATIC COMPRESSOR HANDLING	IN THE CONTROL UNIT	
PNEUMATIC SOLENOID VALVE	BUILT-IN INTO THE PILOMAT	
GRADE OF PROTECTION	IP 67	
TYPE OF USE	INTERMITTENT (300 OPERATIONS/DAY +/- 10%)	
IMPACT RESISTANCE (WITHOUT DEFORMATION)	30.000 J	40.000 J
BREAKOUT RESISTANCE	150.000 J	200.000 J
OPERATING TEMPERATURE	- 10°C + 60°C	
NOMINAL PILOMAT WEIGHT (WITHOUT PIT)	65 kg	80 kg
NOMINAL WEIGHT OF STANDARD PIT, WITH COUNTER-FRAME AND BRACKETS	34 kg	40 kg



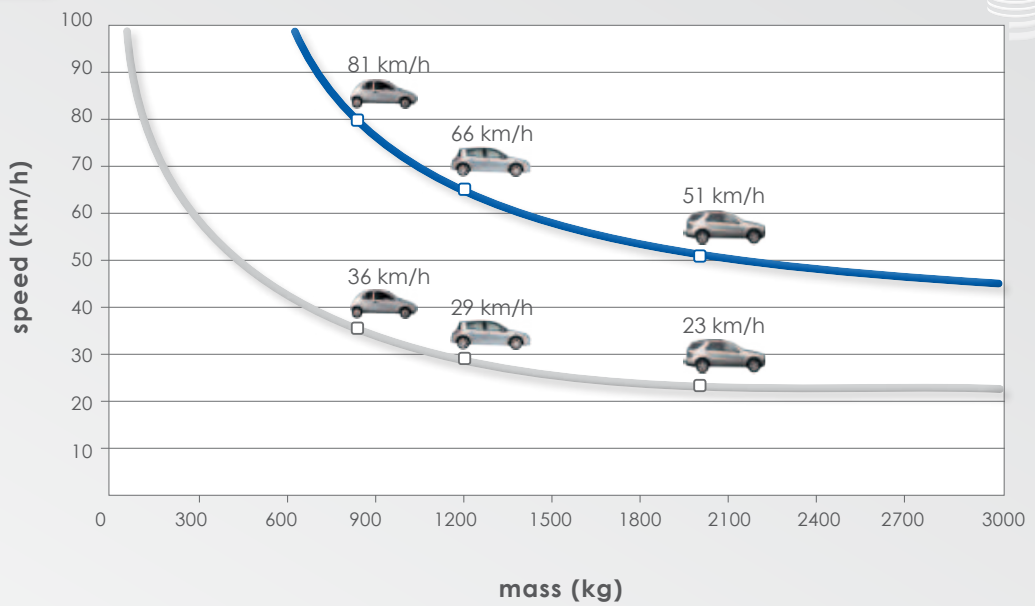
PILOMAT 220/CL 600A

- 150.000 JOULES
- 30.000 JOULES



PILOMAT 275/CL 600A

- 200.000 JOULES
- 40.000 JOULES



800 KG



1.200 KG



2.000 KG



6.800 KG



■ BREAKOUT RESISTANCE

The resistance to breakage at a given threshold applies to the impact of a vehicle causing the Pilomat permanent damage in its active and structural mechanisms. The Pilomat, although damaged, provides the vehicle stop within a metre from the point of collision.

■ IMPACT RESISTANCE


Resistance to impact at a given threshold indicates that the impact of a vehicle does not cause the PILOMAT blocking or damage to the structural and action mechanisms. The Pilomat's continued functionality and safety are guaranteed.




OPTIONAL ITEMS - PILOMAT CL SERIES



INTEGRATED FLASHING LIGHT IN THE HEAD



RAL PAINTING ON REQUEST



ANONYMOUS HEAD



NEUTRAL REFRACTED STRIP

BUZZER ACOUSTIC SIGNAL DURING THE MOVEMENT



STATUS CONTACT FOR TRAFFIC LIGHT MANAGEMENT

PL SERIES AUTOMATIC HYDRAULIC BOLLARDS WITH PUMP IN THE CONTROL UNIT



220/PL 600A



275/PL 600A



355/PL 600A

The **PL SERIES** automatic bollards are the products with the best quality/price ratio of the hydraulic PILOMAT range. The current models are the result of the development of more than 15 years of experience.

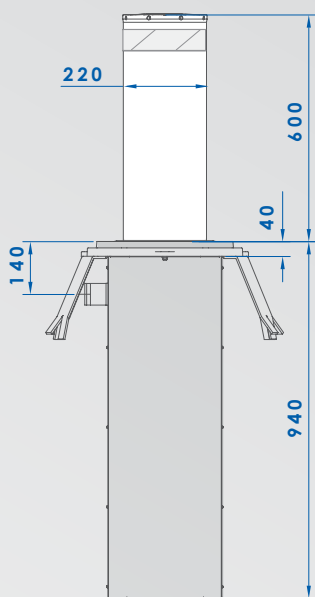
GENERAL FEATURES

- **the cost of the product:** made with industrial criteria of 500 units per batch, optimising production costs while offering a high-quality technology;
- **hydraulic movement:** The most reliable technology for most intense use at all temperatures and weather conditions;
- **hydraulic pump in the control unit:** for the promotion of quicker service;
- **patented system for the protection of handling:** to maximise the reliability of operations due to impact by vehicles on the cylinder that is put in motion;
- **wide range of optional configurations:** custom colours, flashing lights integrated into the head – intermittent sound signal – 220V solenoid valve (in case of power failure, the PILOMAT is lowered, releasing the gate), heat resistance installations in locations with harsh winter temperatures, UPS unit for operation in the temporary occurrence of power failure, equipment control, equipment accident prevention (see accessories and optional items).

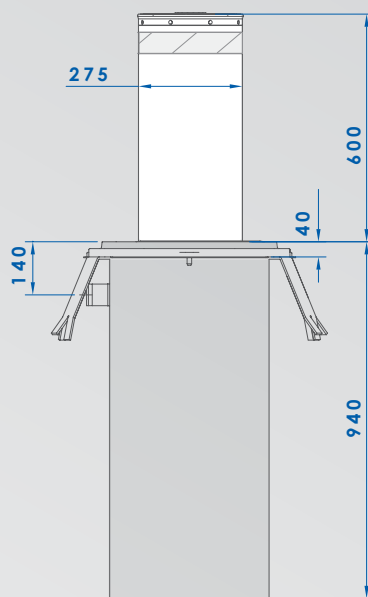
RECOMMENDED USES

Pedestrian Areas
 Private Car Parks – Parking Company
 Private Driveways – Driveway Businesses – Commercial Driveways

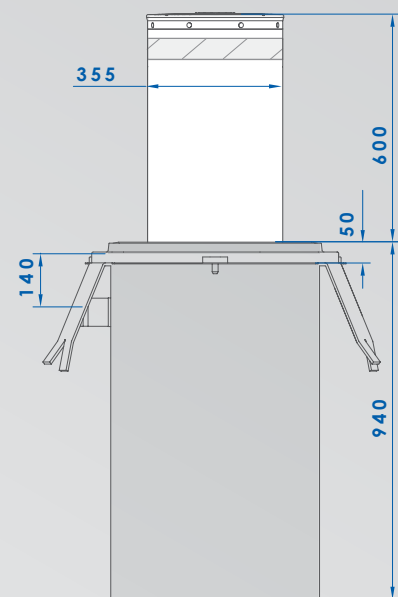
	220/PL 600A	275/PL 600A	355/PL 600A
MOVING CYLINDER	FE 370 STEEL (IRON) AISI 304 STAINLESS STEEL	FE 370 STEEL (IRON)	
MOVING CYLINDER NOMINAL DIAMETER	220 mm	275 mm	355 mm
MOVING CYLINDER HEIGHT	600 mm		
MOVING CYLINDER FE 370 STEEL THICKNESS	4 mm	5 mm	
MOVING CYLINDER STAINLESS STEEL THICKNESS	AISI 304 :4 mm	-	-
MOVING CYLINDER FE 370 STEEL FINISH	POLYESTER POWDER PAINT – STANDARD GREY ANTHRACITE		
MOVING CYLINDER STAINLESS STEEL FINISH	AS ABOVE, OR BRUSHED	-	-
REFLECTING ADHESIVE STRIP	YES, HEIGHT 55 mm		
RISING SPEED	15 cm/sec		
LOWERING SPEED	30 cm/sec		
MANUAL EMERGENCY LOWERING	YES (VERSION WITH RELEASE NO. 220 = AUTOMATIC LOWERING)		
SAFETY REVERSAL PRESSURE SWITCH	YES		
CONNECTION LINE TO CONTROL UNIT	STANDARD 10 mt (MAXIMUM LENGTH: 20 mt)		
HYDRAULIC PUMP	IN THE CONTROL UNIT		
GRADE OF PROTECTION	IP 67		
TYPE OF USE	INTENSIVE - LIFE AVERAGE 2.000.000 MOVEMENTS - 2.000 MOVEMENTS/DAY		
IMPACT RESISTANCE (WITHOUT DEFORMATION)	<input type="checkbox"/> 30.000 J	40.000 J	
BREAKOUT RESISTANCE	<input checked="" type="checkbox"/> 150.000 J	200.000 J	
OPERATING TEMPERATURE	- 40°C + 60°C (FOR LOW TEMPERATURES SEE HEATING RESISTANCE)		
NOMINAL PILOMAT WEIGHT (WITHOUT PIT)	65 kg	80 kg	110 kg
NOMINAL WEIGHT OF STANDARD PIT, WITH COUNTER-FRAME AND BRACKETS	34 kg	40 kg	60 kg



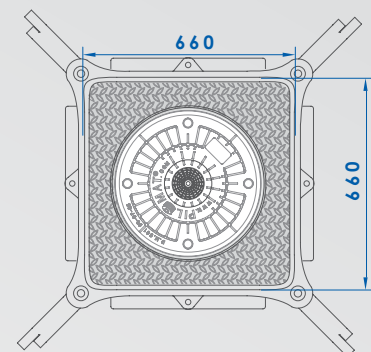
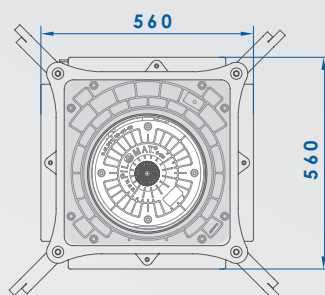
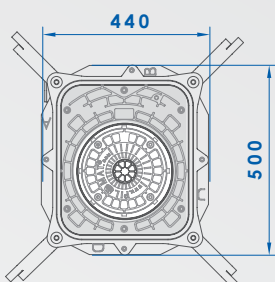
220/PL 600A



275/PL 600A

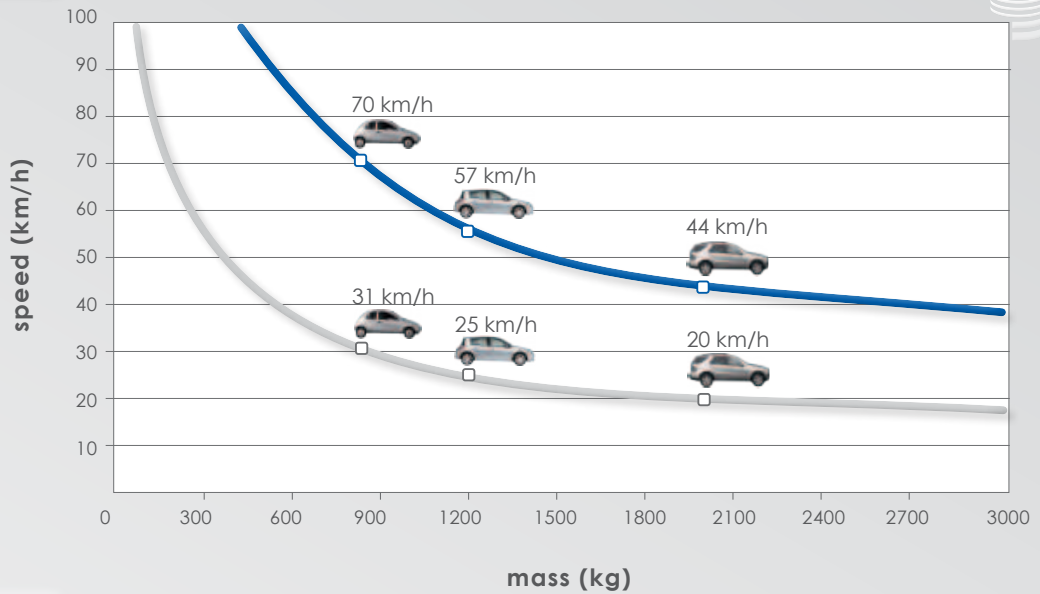


355/PL 600A



PILOMAT 220/PL 600A

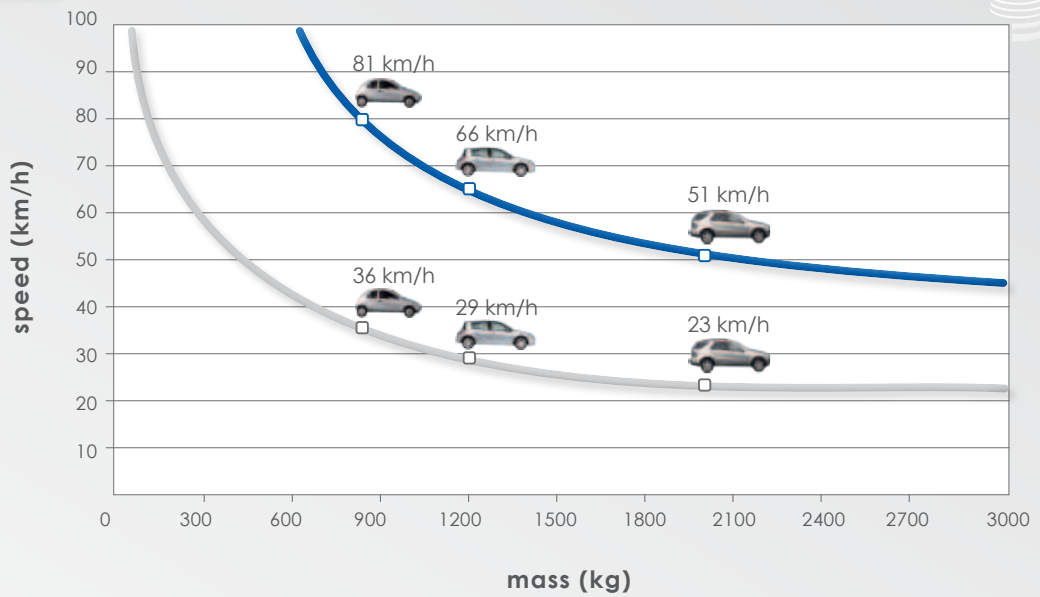
- 150.000 JOULES
- 30.000 JOULES



PILOMAT 275/PL 600A

PILOMAT 355/PL 600A

- 200.000 JOULES
- 40.000 JOULES



800 KG



1.200 KG



2.000 KG



6.800 KG



BREAKOUT RESISTANCE

The resistance to breakage at a given threshold applies to the impact of a vehicle causing the Pilomat permanent damage in its active and structural mechanisms. The Pilomat, although damaged, provides the vehicle stop within a metre from the point of collision.

IMPACT RESISTANCE

Resistance to impact at a given threshold indicates that the impact of a vehicle does not cause the PILOMAT blocking or damage to the structural and action mechanisms. The Pilomat's continued functionality and safety are guaranteed.



OPTIONAL ITEMS - PILOMAT PL SERIES



INTEGRATED FLASHING LIGHT IN THE HEAD



RAL PAINTING ON REQUEST

BUZZER ACOUSTIC SIGNAL DURING THE MOVEMENT



ANONYMOUS HEAD



NEUTRAL REFRACTED STRIP



P SERIES

AUTOMATIC HYDRAULIC BOLLARDS WITH BUILT-IN PUMP



127/P 600A



127/P 800A



220/P 600A

The **P SERIES** automatic bollards are the top line products of PILOMAT range. The current models are the result of the development of more than 15 years of experience.

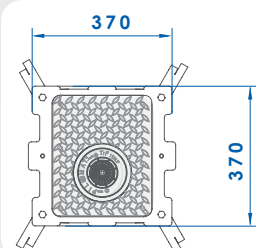
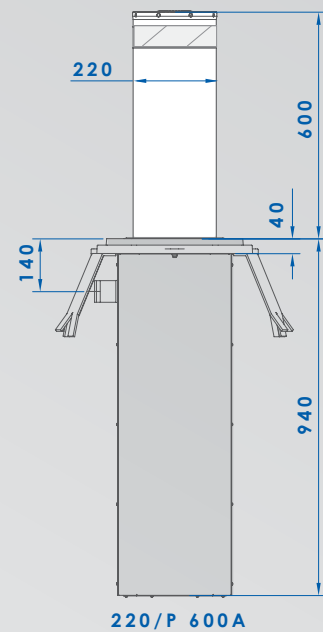
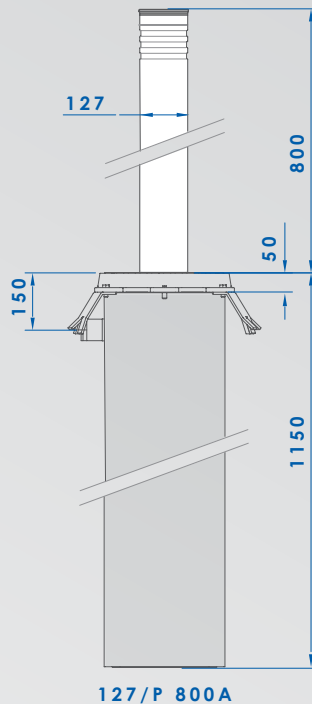
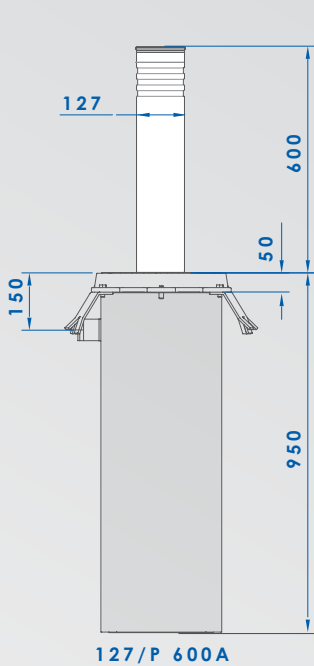
GENERAL FEATURES

- **hydraulic movement:** The most reliable technology for most intense use at all temperatures and weather conditions;
- **built-in hydraulic pump in the bollard:** This philosophy has many advantages, particularly in installations in locations with severe winter temperatures or when the installation requires a considerable distance (up to 80 metres) between the PILOMAT and the control unit;
- **patented system for the protection of handling:** to maximise the reliability of operations due to impact by vehicles on the cylinder that is put in motion;
- **wide range of optional configurations:** custom colours, flashing lights integrated into the head, intermittent sound signal, 220V solenoid valve (in case of power failure, the PILOMAT is lowered, releasing the gate), heat resistance installations in locations with harsh winter temperatures, UPS unit for operation in the temporary occurrence of power failure, equipment control, equipment accident prevention (see accessories and optional items).

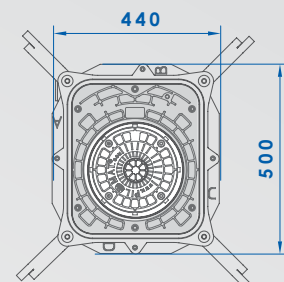
RECOMMENDED USES

Pedestrian Areas
Private Car Parks – Parking Company
Private Driveways – Driveway Businesses – Commercial Driveways

	127/P 600A	127/P 800A	220/P 600A
MOVING CYLINDER	FE 370 STEEL (IRON) AISI 304 STAINLESS STEEL		
MOVING CYLINDER NOMINAL DIAMETER	127 mm		220 mm
MOVING CYLINDER HEIGHT	600 mm	800 mm	600 mm
MOVING CYLINDER FE 370 STEEL THICKNESS	6 mm	6 mm	4 mm
MOVING CYLINDER STAINLESS STEEL THICKNESS	AISI 304 :4 mm		
MOVING CYLINDER FE 370 STEEL FINISH	POLYESTER POWDER PAINT – STANDARD GREY ANTHRACITE		
MOVING CYLINDER STAINLESS STEEL FINISH	AS ABOVE, OR BRUSHED	–	–
REFLECTING ADHESIVE STRIP	YES – HEIGHT 23 mm		YES – HEIGHT 55 mm
RISING SPEED	10 cm/sec		
LOWERING SPEED	10 cm/sec (WITH RELEASE NO 220: 20 cm/sec)		15 cm/sec
MANUAL EMERGENCY LOWERING	YES (VERSION WITH RELEASE NO. 220 = AUTOMATIC LOWERING)		30 cm/sec
SAFETY REVERSAL PRESSURE SWITCH	YES		
CONNECTION LINE TO CONTROL UNIT	STANDARD 10 mt (MAXIMUM LENGTH: 80 mt)		
HYDRAULIC PUMP	BUILT-IN INTO THE PILOMAT		
GRADE OF PROTECTION	IP 67		
TYPE OF USE	INTENSIVE - LIFE AVERAGE 2.000.000 MOVEMENTS - 2.000 MOVEMENTS/DAY		
IMPACT RESISTANCE (WITHOUT DEFORMATION)	<input type="checkbox"/>	30.000 J	
BREAKOUT RESISTANCE	<input checked="" type="checkbox"/>	150.000 J	
OPERATING TEMPERATURE	– 40°C + 60°C (FOR LOW TEMPERATURES SEE HEATING RESISTANCE)		
NOMINAL PILOMAT WEIGHT (WITHOUT PIT)	80 kg	90 kg	75 kg
NOMINAL WEIGHT OF STANDARD PIT, WITH COUNTER-FRAME AND BRACKETS	30 kg	32 kg	34 kg



THE DIMENSIONS ARE
EQUIVALENT IN THE MODELS:
127/P 600A, 127/P 800A



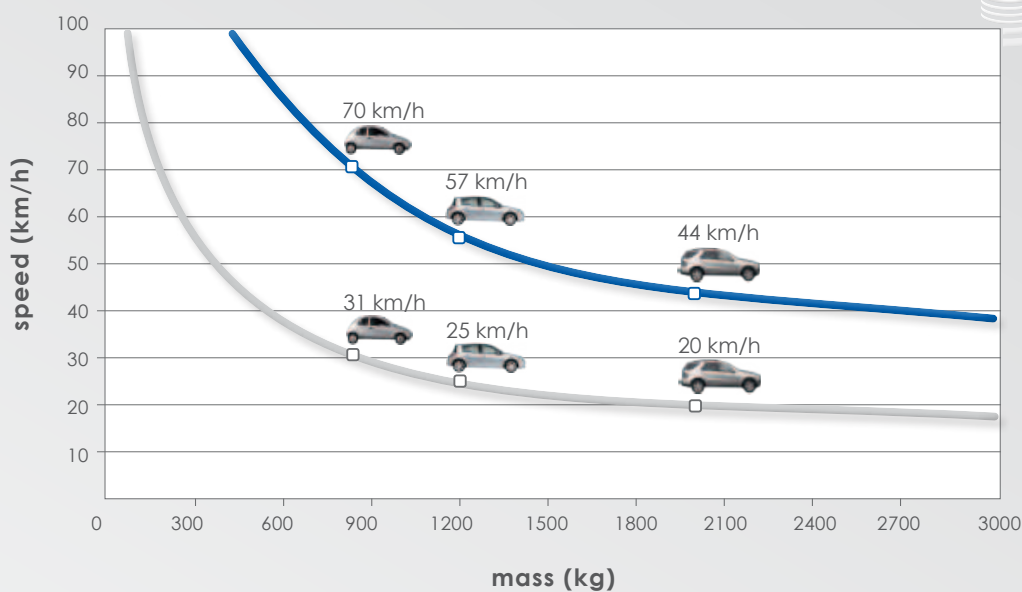
PILOMAT 127/P 600A

PILOMAT 127/P 800A

PILOMAT 220/P 600A

150.000 JOULES

30.000 JOULES



800 KG



1.200 KG



2.000 KG



6.800 KG



BREAKOUT RESISTANCE

The resistance to breakage at a given threshold applies to the impact of a vehicle causing the Pilomat permanent damage in its active and structural mechanisms. The Pilomat, although damaged, provides the vehicle stop within a metre from the point of collision.

IMPACT RESISTANCE

Resistance to impact at a given threshold indicates that the impact of a vehicle does not cause the PILOMAT blocking or damage to the structural and action mechanisms. The Pilomat's continued functionality and safety are guaranteed.



OPTIONAL ITEMS - PIOMAT 127/P - 220/P



INTEGRATED FLASHING LIGHT
IN THE HEAD



ANONYMOUS HEAD



RAL PAINTING
ON REQUEST



NEUTRAL REFRACTED STRIP

BUZZER ACOUSTIC SIGNAL DURING THE MOVEMENT




HYDRAULIC PUMP WITH BIODEGRADABLE OIL


CONNECTION LINE, UP TO 80 MT

P SERIES

AUTOMATIC HYDRAULIC BOLLARDS WITH BUILT-IN PUMP



275/P 400A



275/P 500A



275/P 600A



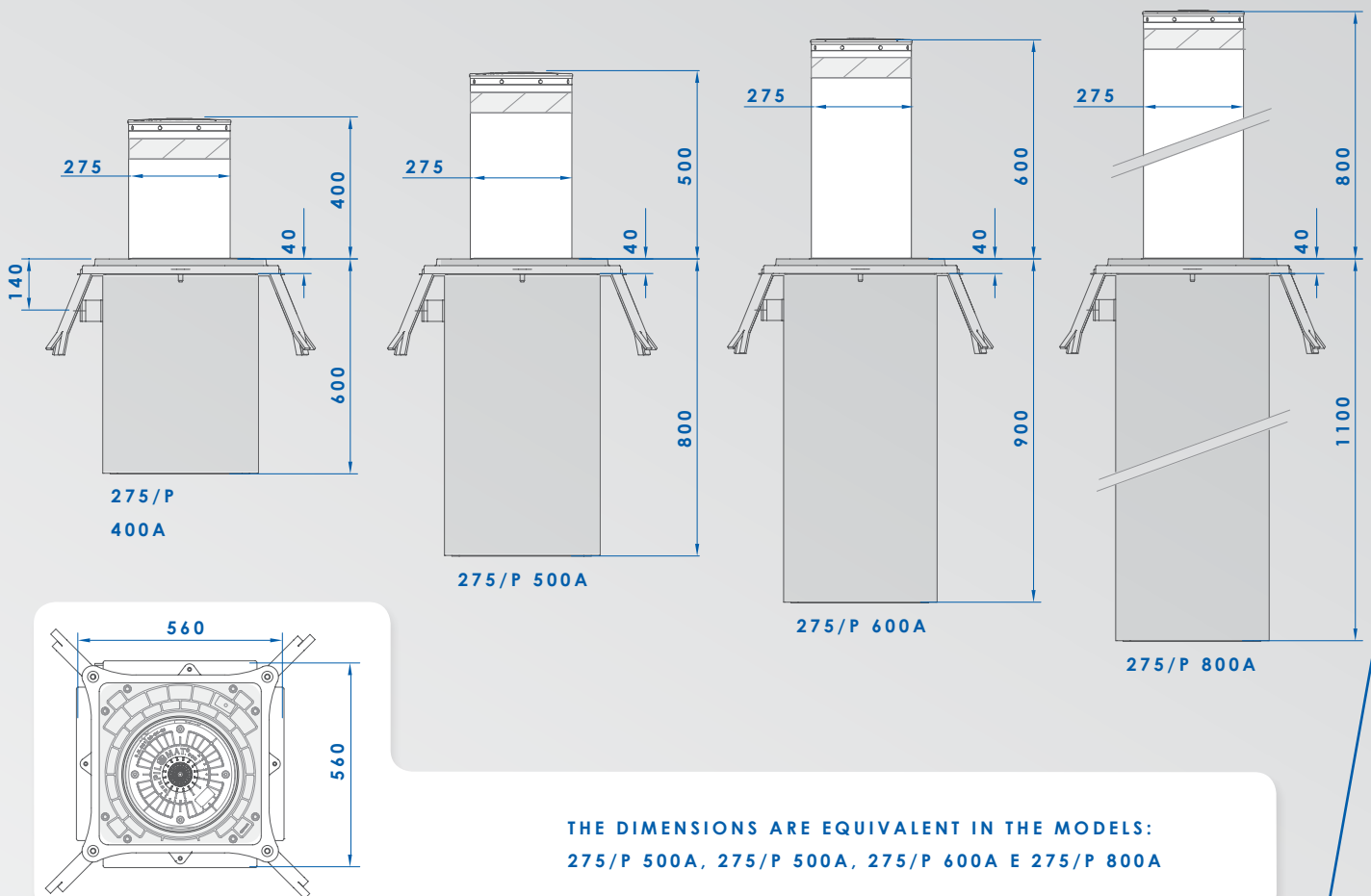
275/P 800A

RECOMMENDED USES

Pedestrian Areas
Private Car Parks – Parking Company
Private Driveways – Driveway Businesses – Commercial Driveways

	275/P 400A	275/P 500A	275/P 600A	275/P 800A
MOVING CYLINDER	AISI 304 STAINLESS STEEL		FE 370 STEEL (IRON) – AISI 304 STAINLESS STEEL	
MOVING CYLINDER NOMINAL DIAMETER	275 mm			
MOVING CYLINDER HEIGHT	400 mm	500 mm	600 mm	800 mm
MOVING CYLINDER FE 370 STEEL THICKNESS	-		6 mm	
MOVING CYLINDER STAINLESS STEEL THICKNESS	AISI 304: 6 mm – AISI 316: 4 mm			
MOVING CYLINDER FE 370 STEEL FINISH	-	-	POWDER POLYESTER FINISH STANDARD GREY ANTHRACITE	
MOVING CYLINDER STAINLESS STEEL FINISH	POLYESTER POWDER PAINT – STANDARD GREY ANTHRACITE OR BRUSHED			
OTHER MOVING CYLINDER FINISH	-	RIBS ON CYLINDERS SURFACE		
REFLECTING ADHESIVE STRIP	YES – HEIGHT 55 mm			
RISING SPEED	10 cm/sec	15 cm/sec		
LOWERING SPEED	10 cm/sec*	30 cm/sec*		
MANUAL EMERGENCY LOWERING	YES (VERSION WITH RELEASE NO. 220 = AUTOMATIC LOWERING)			
SAFETY REVERSAL PRESSURE SWITCH	YES			
CONNECTION LINE TO CONTROL UNIT	STANDARD 10 m (MAXIMUM LENGTH: 80 m)			
HYDRAULIC PUMP	BUILT-IN INTO THE PILOMAT			
GRADE OF PROTECTION	IP 67			
TYPE OF USE	INTENSIVE - LIFE AVERAGE 2.000.000 MOVEMENTS - 2.000 MOVEMENTS/DAY			
IMPACT RESISTANCE (WITHOUT DEFORMATION)	<input type="checkbox"/>	40.000 J		
BREAKOUT RESISTANCE	<input checked="" type="checkbox"/>	250.000 J		
OPERATING TEMPERATURE	- 40°C + 60°C (FOR LOW TEMPERATURES SEE HEATING RESISTANCE)			
NOMINAL PILOMAT WEIGHT (WITHOUT PIT)	95 kg	105 kg	114 kg	124 kg
NOMINAL WEIGHT OF STANDARD PIT, WITH COUNTER-FRAME AND BRACKETS	58 kg	60 kg	62 kg	66 kg

* WITH RELEASE NO 220: 20 cm/sec



PILOMAT 275/P 400A

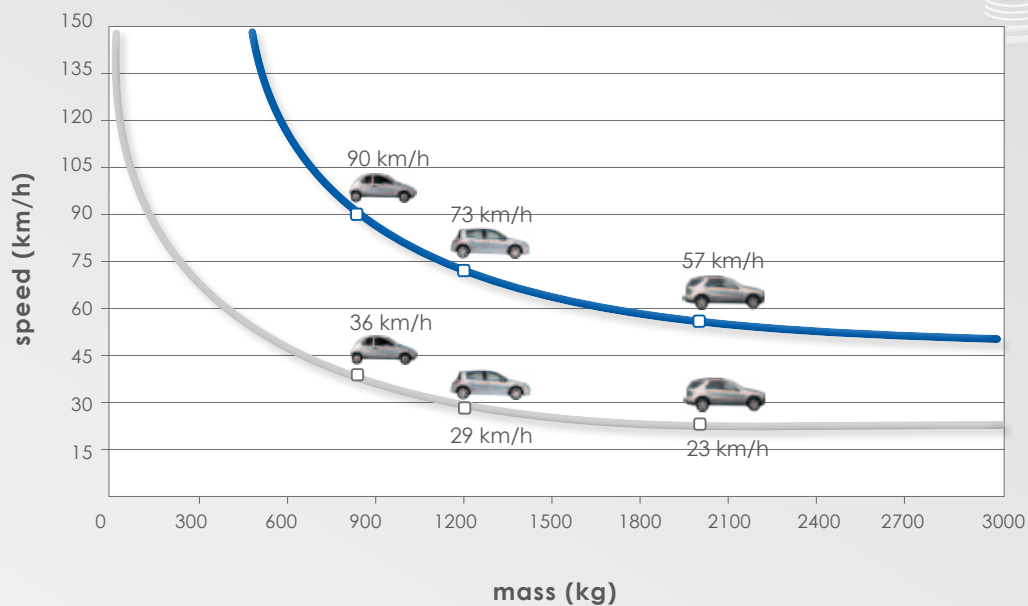
PILOMAT 275/P 500A

PILOMAT 275/P 600A

PILOMAT 275/P 800A

■ 250.000 JOULES

■ 40.000 JOULES



800 KG



1.200 KG



2.000 KG



6.800 KG



BREAKOUT RESISTANCE

The resistance to breakage at a given threshold applies to the impact of a vehicle causing the Pilomat permanent damage in its active and structural mechanisms. The Pilomat, although damaged, provides the vehicle stop within a metre from the point of collision.

IMPACT RESISTANCE

Resistance to impact at a given threshold indicates that the impact of a vehicle does not cause the Pilomat blocking or damage to the structural and action mechanisms. The Pilomat's continued functionality and safety are guaranteed.




OPTIONAL ITEMS - PILOMAT 275/P



INTEGRATED FLASHING LIGHT IN THE HEAD




ANONYMOUS HEAD



RAL PAINTING ON REQUEST



NEUTRAL REFRACTED STRIP



RIBS ON CYLINDERS SURFACE


E.F.O. CIRCUIT FOR EMERGENCY LIFT, 1"

CONNECTION LINE, UP TO 80 MT

ANTI-TAMPERING SCREW KIT FOR CROWN


BUZZER ACOUSTIC SIGNAL DURING THE MOVEMENT

HYDRAULIC PUMP WITH BIODEGRADABLE OIL



P SERIES

AUTOMATIC HYDRAULIC BOLLARDS WITH BUILT-IN PUMP



PARK 275/P 500A



275/P10 800A

PARK 275/P 500A

Breakout resistance: 250.000 J

PILOMAT PARK 275/P 500A is a variant of PILOMAT **P SERIES**, which has the same general features (pag 24), but the hydraulic system allows faster handling time (lowering 1" - rising 3"), is typically used in public parking access or private, in combination with traditional barriers in order to improve the level of passive safety, preventing theft of vehicles that are parked but not limiting the timing of transit.

275/P10 800A REINFORCED

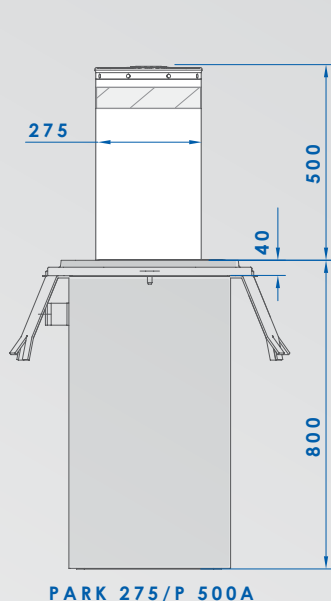
Breakout resistance: 400.000 J

PILOMAT PARK 275/P10 800A is a variant of PILOMAT **P SERIES**, which has the same general features (pag 24), but the cylinder is thicker in order to increase the resistance of breakage. It is typically used in business and industry, combined with the classical gates in order to improve the level of passive safety, preventing theft of vehicles and its cargo inside the area.

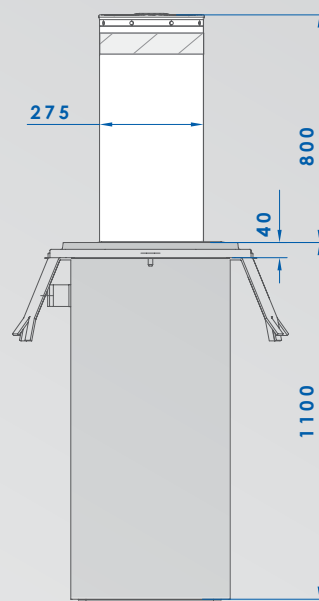
RECOMMENDED USES

Pedestrian Areas
Private Car Parks – Parking Company
Private Driveways – Driveway Businesses – Commercial Driveways

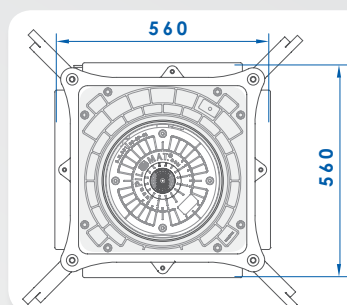
	PARK 275/P 500A	275/P10 800A
MOVING CYLINDER	AISI 304 STAINLESS STEEL	FE 370 STEEL (IRON)
MOVING CYLINDER NOMINAL DIAMETER	275 mm	
MOVING CYLINDER HEIGHT	500 mm	800 mm
MOVING CYLINDER FE 370 STEEL THICKNESS	-	10 mm
MOVING CYLINDER STAINLESS STEEL THICKNESS	6 mm	-
MOVING CYLINDER FE 370 STEEL FINISH	-	POWDER POLYESTER FINISH STANDARD GREY ANTHRACITE
MOVING CYLINDER STAINLESS STEEL FINISH	POWDER POLYESTER FINISH STANDARD GREY ANTHRACITE OR BRUSHED	-
OTHER MOVING CYLINDER FINISH	RIBS ON CYLINDERS SURFACE	
REFLECTING ADHESIVE STRIP	YES - HEIGHT 55 mm	
RISING SPEED	20 cm/sec	15 cm/sec
LOWERING SPEED	50 cm/sec	30 cm/sec
MANUAL EMERGENCY LOWERING	YES (VERSION WITH RELEASE NO. 220 = AUTOMATIC LOWERING)	
SAFETY REVERSAL PRESSURE SWITCH	YES	YES (EXCLUDABLE)
CONNECTION LINE TO CONTROL UNIT	STANDARD 10 m† (MAXIMUM LENGTH: 80 m†)	
HYDRAULIC PUMP	BUILT-IN INTO THE PILOMAT	
GRADE OF PROTECTION	IP 67	
TYPE OF USE	INTENSIVE - LIFE AVERAGE 2.000.000 MOVEMENTS - 2.000 MOVEMENTS/DAY	
IMPACT RESISTANCE (WITHOUT DEFORMATION)	40.000 J	
BREAKOUT RESISTANCE	250.000 J	400.000 J
OPERATING TEMPERATURE	- 40°C + 60°C (FOR LOW TEMPERATURES SEE HEATING RESISTANCE)	
NOMINAL PILOMAT WEIGHT (WITHOUT PIT)	105 kg	150 kg
NOMINAL WEIGHT OF STANDARD PIT, WITH COUNTER-FRAME AND BRACKETS	60 kg	66 kg



PARK 275/P 500A



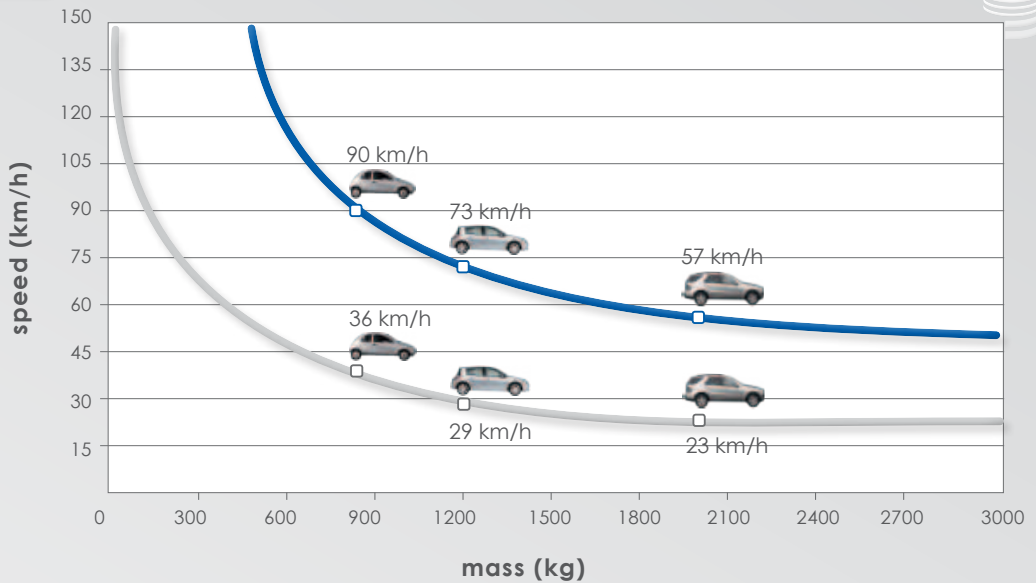
275/P10 800A



THE DIMENSIONS ARE
EQUIVALENT IN THE MODELS:
PARK 275/P 500A, 275/P10 800A

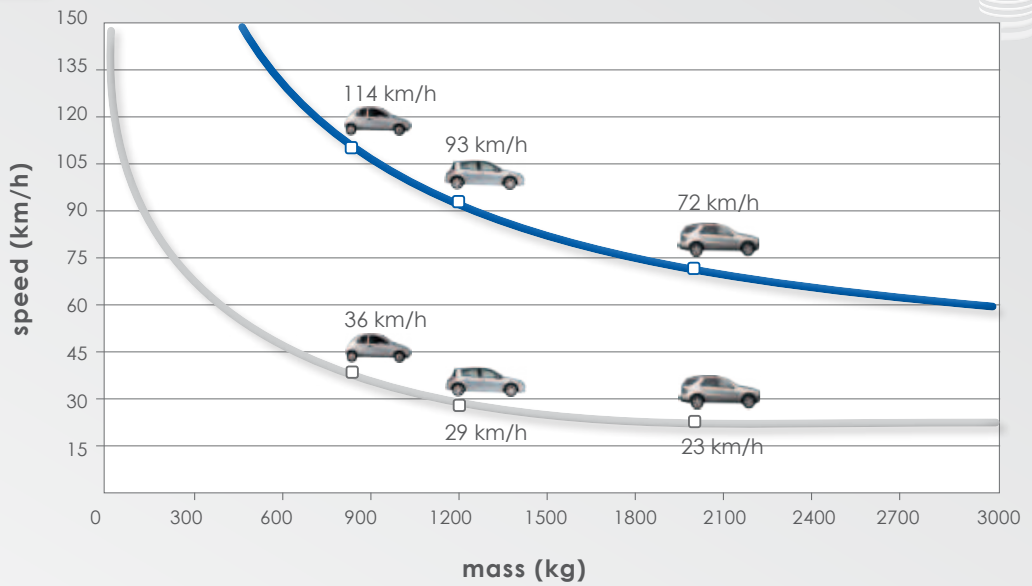
PILOMAT PARK 275/P 500A

- 250.000 JOULES
- 40.000 JOULES



PILOMAT 275/P10 800A

- 400.000 JOULES
- 40.000 JOULES



800 KG



1.200 KG



2.000 KG



6.800 KG



■ BREAKOUT RESISTANCE

The resistance to breakage at a given threshold applies to the impact of a vehicle causing the Pilomat permanent damage in its active and structural mechanisms. The Pilomat, although damaged, provides the vehicle stop within a metre from the point of collision.

■ IMPACT RESISTANCE


Resistance to impact at a given threshold indicates that the impact of a vehicle does not cause the Pilomat blocking or damage to the structural and action mechanisms. The Pilomat's continued functionality and safety are guaranteed.



OPTIONAL ITEMS - PILOMAT PARK 275/P - 275/P10



INTEGRATED FLASHING LIGHT IN THE HEAD




RAL PAINTING ON REQUEST




RIBS ON CYLINDERS SURFACE

BUZZER ACOUSTIC SIGNAL DURING THE MOVEMENT



ANONYMOUS HEAD




NEUTRAL REFRACTED STRIP

E.F.O. CIRCUIT FOR EMERGENCY LIFT, 1"

CONNECTION LINE, UP TO 80 MT

ANTI-TAMPERING SCREW KIT FOR CROWN

HYDRAULIC PUMP WITH BIODEGRADABLE OIL



K4/M30 SERIES AUTOMATIC HYDRAULIC BOLLARDS WITH BUILT-IN PUMP

BREAKOUT RESISTANCE: 700.000 J



275/K4 700A

275/M30 900A

The PILOMAT **K4/M30 SERIES** automatic bollards have been designed to ensure the anti-terrorist defence. The current models are the result of the development of more than 15 years of experience.

GENERAL FEATURES

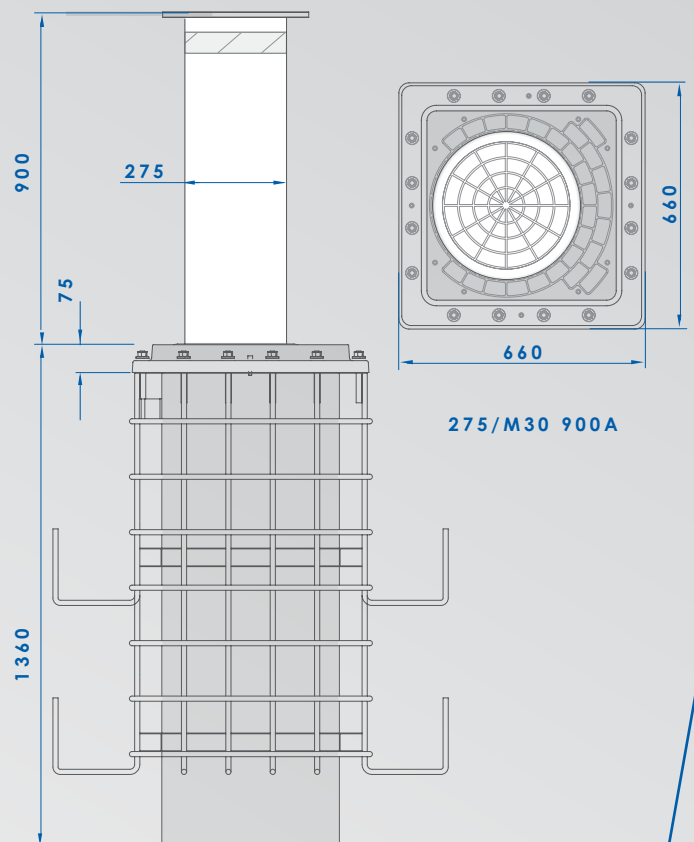
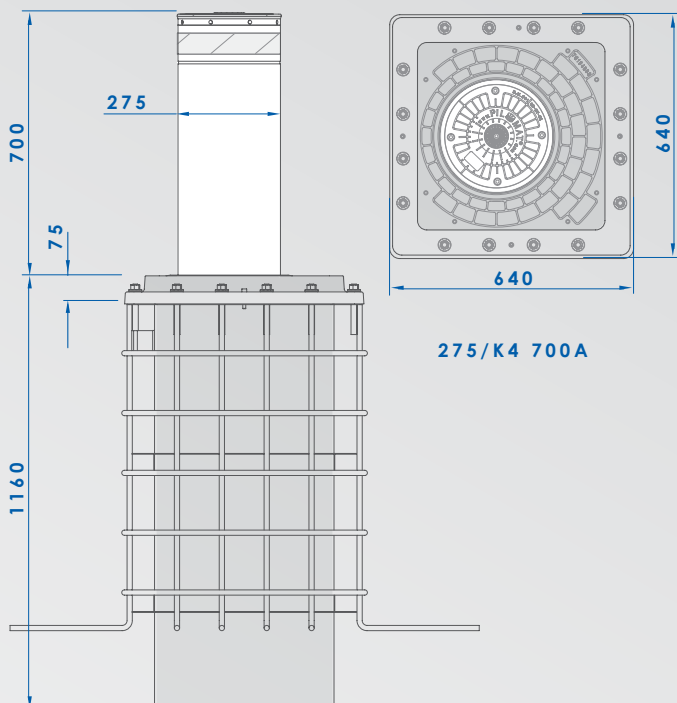
- **hydraulic movement:** The most reliable technology for most intense use at all temperatures and weather conditions.
- **built-in hydraulic pump in the bollard:** This philosophy has many advantages, particularly in installations in locations with severe winter temperatures or when the installation requires a considerable distance (up to 80 metres) between the PILOMAT and the control unit;
- **patented system for the protection of handling:** to maximise the reliability of operations due to impact by vehicles on the cylinder that is put in motion.
- **wide range of optional configurations:** custom colours – integrated flashing light – acoustic signal – heat resistance – UPS group – control equipment (see optional items and accessories).

RECOMMENDED USES

Driveways and industrial business – Research Centres – Embassies
Police Headquarters – Military Bases – Ministerial Buildings – Sensitive Locations

275/K4 700A
275/M30 900A

MOVING CYLINDER	FE 510 STEEL (IRON)	
MOVING CYLINDER NOMINAL DIAMETER	275 mm	
MOVING CYLINDER HEIGHT	700 mm	900 mm
MOVING CYLINDER FE 510 STEEL THICKNESS	10 mm	
MOVING CYLINDER FE 510 STEEL FINISH	POLYESTER POWDER PAINT – STANDARD GREY ANTHRACITE	
OTHER MOVING CYLINDER FINISH	RIBS ON CYLINDERS SURFACE – 304 AISI STAINLESS STEEL BRUSHED COVERING – 1,5 mm	
REFLECTING ADHESIVE STRIP	YES – HEIGHT 55 mm	
RISING SPEED	10 cm/sec	20 cm/sec
LOWERING SPEED	20 cm/sec	
MANUAL EMERGENCY LOWERING	YES	
CONNECTION LINE TO CONTROL UNIT	STANDARD 10 mt (MAXIMUM LENGTH: 80 mt)	
HYDRAULIC PUMP	BUILT-IN INTO THE PILOMAT	
GRADE OF PROTECTION	IP 67	
TYPE OF USE	INTENSIVE - LIFE AVERAGE 2.000.000 MOVEMENTS - 2.000 MOVEMENTS/DAY	
IMPACT RESISTANCE (WITHOUT DEFORMATION)	60.000 J	
BREAKOUT RESISTANCE <input type="checkbox"/>	700.000 J	
OPERATING TEMPERATURE <input checked="" type="checkbox"/>	– 40°C + 60°C (FOR LOW TEMPERATURES SEE HEATING RESISTANCE)	
NOMINAL PILOMAT WEIGHT (WITHOUT PIT)	180 kg	210 kg
NOMINAL WEIGHT OF STANDARD PIT, WITH COUNTER-FRAME AND REBARS	150 kg	174 kg



PILOMAT 275/K4 700A

PILOMAT 275/M30 900A

- 700.000 JOULES
- 60.000 JOULES



- 800 KG 
- 1.200 KG 
- 2.000 KG 
- 6.800 KG 

BREAKOUT RESISTANCE

The resistance to breakage at a given threshold applies to the impact of a vehicle causing the Pilomat permanent damage in its active and structural mechanisms. The Pilomat, although damaged, provides the vehicle stop within a metre from the point of collision.

IMPACT RESISTANCE

Resistance to impact at a given threshold indicates that the impact of a vehicle does not cause the PILOMAT blocking or damage to the structural and action mechanisms. The Pilomat's continued functionality and safety are guaranteed.




OPTIONAL ITEMS - PILOMAT K4/M30 SERIES




INTEGRATED FLASHING LIGHT IN THE HEAD



RAL PAINTING ON REQUEST




RIBS ON CYLINDERS SURFACE



ANONYMOUS HEAD



NEUTRAL REFRACTED STRIP



E.F.O. CIRCUIT FOR EMERGENCY LIFT, 1"

CONNECTION LINE, UP TO 80 MT

ANTI-TAMPERING SCREW KIT FOR CROWN

MOVING CYLINDER
STAINLESS STEEL BRUSHED COVERING

BUZZER ACOUSTIC SIGNAL DURING THE MOVEMENT

HYDRAULIC PUMP WITH BIODEGRADABLE OIL

K12/M50 SERIES

AUTOMATIC HYDRAULIC BOLLARDS WITH BUILT-IN PUMP

BREAKOUT RESISTANCE: 2.000.000 J



275/K12 900A



275/M50 1200A

The PILOMAT **K12/M50 SERIES** automatic bollards have been designed to ensure the anti-terrorist defence at the highest levels. The current models are the result of the development of more than 15 years of experience.

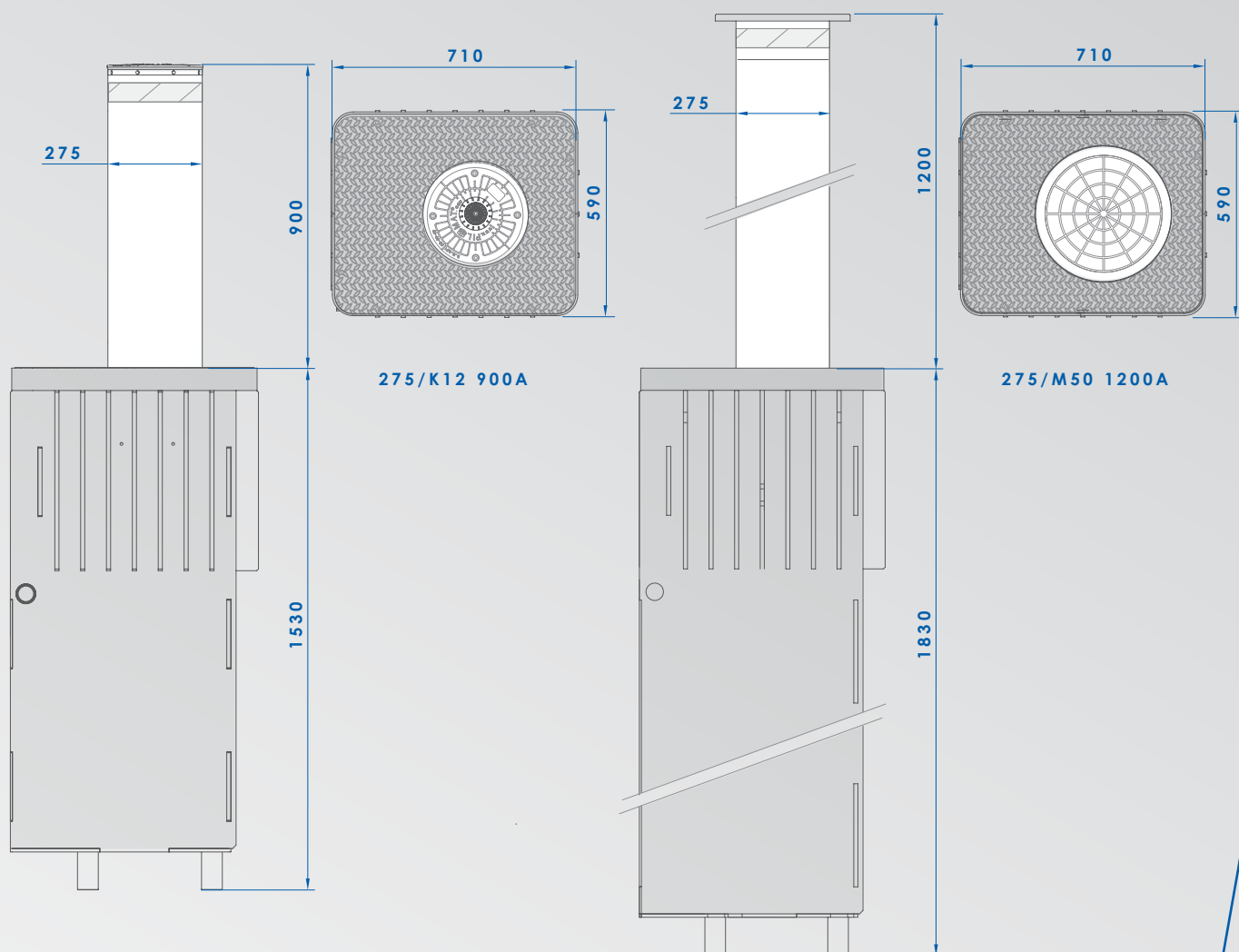
GENERAL FEATURES

The main features are the same as the K4/M30 series (pag. 36) but the mechanical breakage resistance features are elevated to obtain an appropriate product for the demands of security of driveways at the highest levels.

RECOMMENDED USES

Company Driveways – Industrial Driveways – Research Centres
Embassies – Police Headquarters – Military Bases – Ministerial Buildings
Sensitive Sites

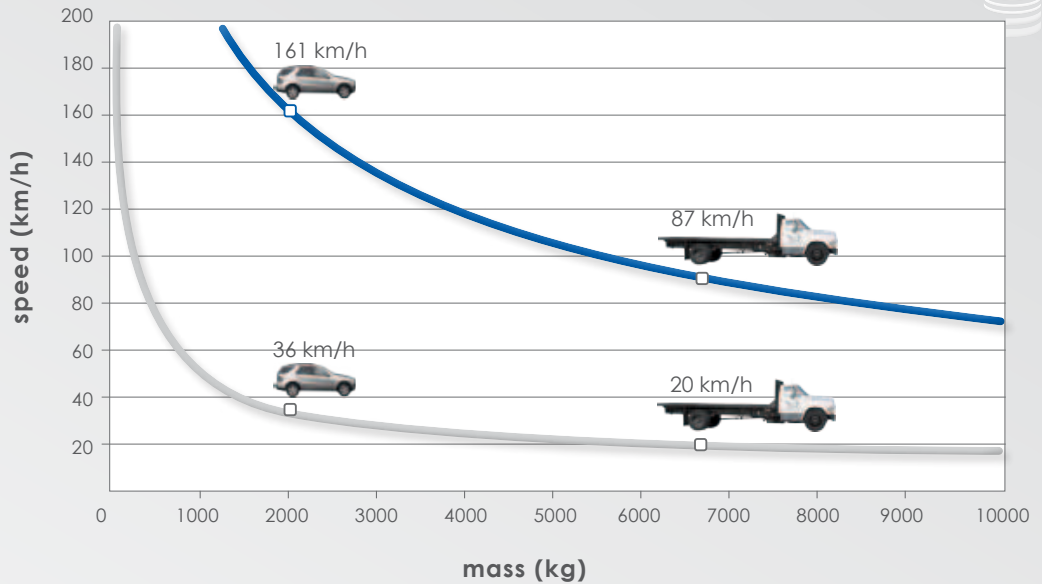
	275/K12 900A	275/M50 1200A
MOVING CYLINDER	FE 510 STEEL (IRON)	
MOVING CYLINDER NOMINAL DIAMETER	275 mm	
MOVING CYLINDER HEIGHT	900 mm	1200 mm
MOVING CYLINDER FE 510 STEEL THICKNESS	25 mm	
MOVING CYLINDER FE 510 STEEL FINISH	POLYESTER POWDER PAINT – STANDARD GREY ANTHRACITE	
OTHER CYLINDER MOVEMENT FINISH	RIBS ON CYLINDERS SURFACE – 304 AISI 304 AISI STAINLESS STEEL BRUSHED COVERING – 1,5 mm	
REFLECTING ADHESIVE STRIP	YES – HEIGHT 55 mm	
RISING SPEED	25 cm/sec	
LOWERING SPEED	40 cm/sec	
MANUAL EMERGENCY LOWERING	YES	
CONNECTION LINE TO CONTROL UNIT	STANDARD 10 mt (MAXIMUM LENGTH: 60 mt)	
HYDRAULIC PUMP	BUILT-IN INTO THE PILOMAT	
GRADE OF PROTECTION	IP 67	
TYPE OF USE	INTENSIVE - LIFE AVERAGE 2.000.000 MOVEMENTS - 2.000 MOVEMENTS/DAY	
IMPACT RESISTANCE (WITHOUT DEFORMATION) <input type="checkbox"/>	100.000 J	
BREAKOUT RESISTANCE <input checked="" type="checkbox"/>	2.000.000 J	
OPERATING TEMPERATURE	– 40°C + 60°C (FOR LOW TEMPERATURES SEE HEATING RESISTANCE)	
NOMINAL PILOMAT WEIGHT (WITHOUT PIT)	470 kg	540 kg
NOMINAL WEIGHT OF STANDARD PIT	430 kg	490 kg



PILOMAT 275/K12 900A

PILOMAT 275/M50 1200A

- 2.000.000 JOULES
- 100.000 JOULES



- 800 KG
- 1.200 KG
- 2.000 KG
- 6.800 KG

BREAKOUT RESISTANCE

The resistance to breakage at a given threshold applies to the impact of a vehicle causing the Pilomat permanent damage in its active and structural mechanisms. The Pilomat, although damaged, provides the vehicle stop within a metre from the point of collision.

IMPACT RESISTANCE

Resistance to impact at a given threshold indicates that the impact of a vehicle does not cause the PILOMAT blocking or damage to the structural and action mechanisms. The Pilomat's continued functionality and safety are guaranteed.



OPTIONAL ITEMS - PILOMAT K12/M50 SERIES



INTEGRATED FLASHING LIGHT IN THE HEAD




RAL PAINTING ON REQUEST



RIBS ON CYLINDERS SURFACE

HYDRAULIC PUMP WITH BIODEGRADABLE OIL


BUZZER ACOUSTIC SIGNAL DURING THE MOVEMENT



ANONYMOUS HEAD



NEUTRAL REFRACTED STRIP



E.F.O. CIRCUIT FOR EMERGENCY LIFT, 1"

CONNECTION LINE, UP TO 80 MT

ANTI-TAMPERING SCREW KIT FOR CROWN

MOVING CYLINDER
STAINLESS STEEL BRUSHED COVERING

ACCESSORIES

CODE



Magnetic loop for safety single inductive loop
 Magnetic loop for safety double inductive loop
 Magnetic loop for command double inductive loop

BB100141
BB100151
BB100911



Inductive detector pre-packaged, 4.60 mt - line, 15 mt
 Inductive detector pre-packaged, 4.60 mt - line, 30 mt
 Inductive detector pre-packaged, 9.60 mt - line, 15 mt
 Inductive detector pre-packaged, 9.60 mt - line, 30 mt
 Inductive detector pre-packaged, 12.60 mt - line, 15 mt
 Inductive detector pre-packaged, 12.60 mt - line, 30 mt

AA100161
AA100171
AA100181
AA100191
AA100201
AA100211



Automatic PILOMAT control safety switch,
 complete with No. 3 keys
 Automatic PILOMAT control standard switch,
 complete with No. 2 keys

BB100331
BB100321



Radio receiver - standard version
 Radio receiver - professional version
 with anti-cloning circuit

BB100351
BB100371



Two-channel radio transmitter - standard
 Two-channel radio transmitter - with anti-cloning circuit

BB100361
BB100381



PILOMAT remote control gsm activator

BB100391

ACCESSORIES

CODE



Weekly scheduling for management hours
Yearly scheduling for management hours

BB100501

BB100511



Acoustic analyser with breakglass button used for automatic lowering of PILOMAT passage in the presence of emergency vehicles with sirens (sirens recognised in Italy)


AA100131



Inductive master card reader - exterior container
Inductive slave card reader - exterior container

BB100401

BB100411



Microprocessor circuit for PILOMAT transit lane management with the use of cards - radio transmitters - telephone calls. The circuit is predisposed to connections to remote management software

BB100451



Circuit ETH-MOD for circuit networking management gates control code BB100451

BB100461



Software license for remote management control, 5 gates

BB100471

Software license for remote management control, 10 gates

BB100481

Software license for remote management control, 255 gates

BB100491

ACCESSORIES

CODE



Fibreglass column, fixed to the pavement for control unit of automatic PILOMAT. Maximum of 4 units

BB100071



Fibreglass column, fixed to the pavement for control unit of automatic PILOMAT. Maximum of 9 units

BB100081



Retractable structure for control unit of automatic PILOMAT. Maximum of 3 units

AA100261



Stainless steel brushed column, 275mm, for automatic PILOMAT control unit with upper sector for intercom controls - traffic lights - maximum of 4 units

AA100111

Stainless steel Painted column, 275mm, for automatic PILOMAT control unit with upper sector for intercom controls - traffic lights. Maximum of 4 units

AA100101



Stainless steel brushed column, 170mm, for automatic PILOMAT control unit with upper sector for intercom controls - traffic lights - camera. Maximum of 2 units

AA100611



Stainless steel brushed column, 170mm, one-side complete with traffic light beacon, LED, 100 mm diameter

AA100510

Stainless steel brushed column, 170mm, two-sides complete with traffic light beacon, LED, 100 mm diameter

AA100521

ACCESSORIES

CODE



Heating resistance for control unit

BB900051



Heating resistance for automatic PILOMAT,
complete with transformer and thermostat

BB100071



Traffic light with LED, 100 mm diameter


BB100241



Signpost, "RETRACTABLE BOLLARD" in Italian language
Signpost, "RETRACTABLE BOLLARDS" in Italian language

AA100261

AA100271



Metal trap for counter frame closing, 127 Series

AA900031

Metal trap for counter frame closing, 220 Series

AA900531

Metal trap for counter frame closing, 275 Series

AA900551

Metal trap for counter frame closing, 275k/M Series

AA900711

Metal trap for counter frame closing, 355 Series

AA901091



Anonymous head for custom 220 Series PILOMAT

AA100061 - AA100071

Anonymous head for custom 275 Series PILOMAT

AA100571 - AA100581

Anonymous head for custom 275k/M Series PILOMAT

AA100721 - AA100731

Anonymous head for custom 355 Series PILOMAT

AA101191 - AA101201

COLUMNS OF CONTROL AND MANAGEMENT - FIXED VERSION



The columns of control and management fixed version, made in AISI 304 stainless steel painted or brushed, are available with 170mm and 275mm diameter, the standard height is 1.500 mm but may be carried out based on the standard customer requirements.


The columns can be configured for the installation of: intercom system, one-side traffic light beacon, two-sides traffic light beacon, control devices such as key selector, keypad, badge reader, and so on. The 275mm diameter column is designed to hold the control unit for a system configured with up to a maximum of 4 PILOMAT bollards and has opening sector with key lock to allow the maintenance.



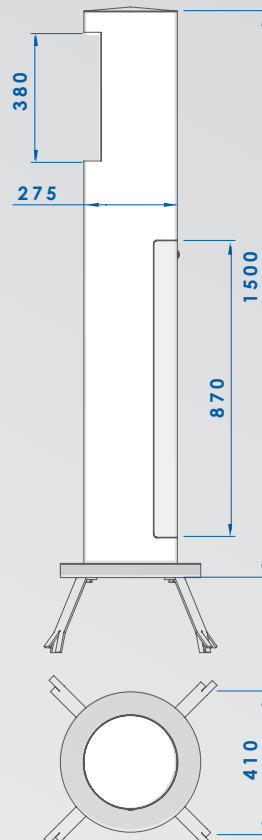
FIXED COLUMN Ø 170

FIXED COLUMN Ø 275

CYLINDER DIAMETER	170 mm	275 mm
CYLINDER HEIGHT	1500 mm	
CYLINDER STAINLESS STEEL PAINTED FINISH	YES	
CYLINDER STAINLESS STEEL BRUSHED FINISH	YES	
FOUNDATION BRACKET	YES	
COMPARTMENT FOR CONTROL UNIT	NO	YES, OPENING WITH KEY



fixed column Ø 170



fixed column Ø 275

COLUMN OF CONTROL AND MANAGEMENT - RETRACTABLE AND MODULAR VERSION



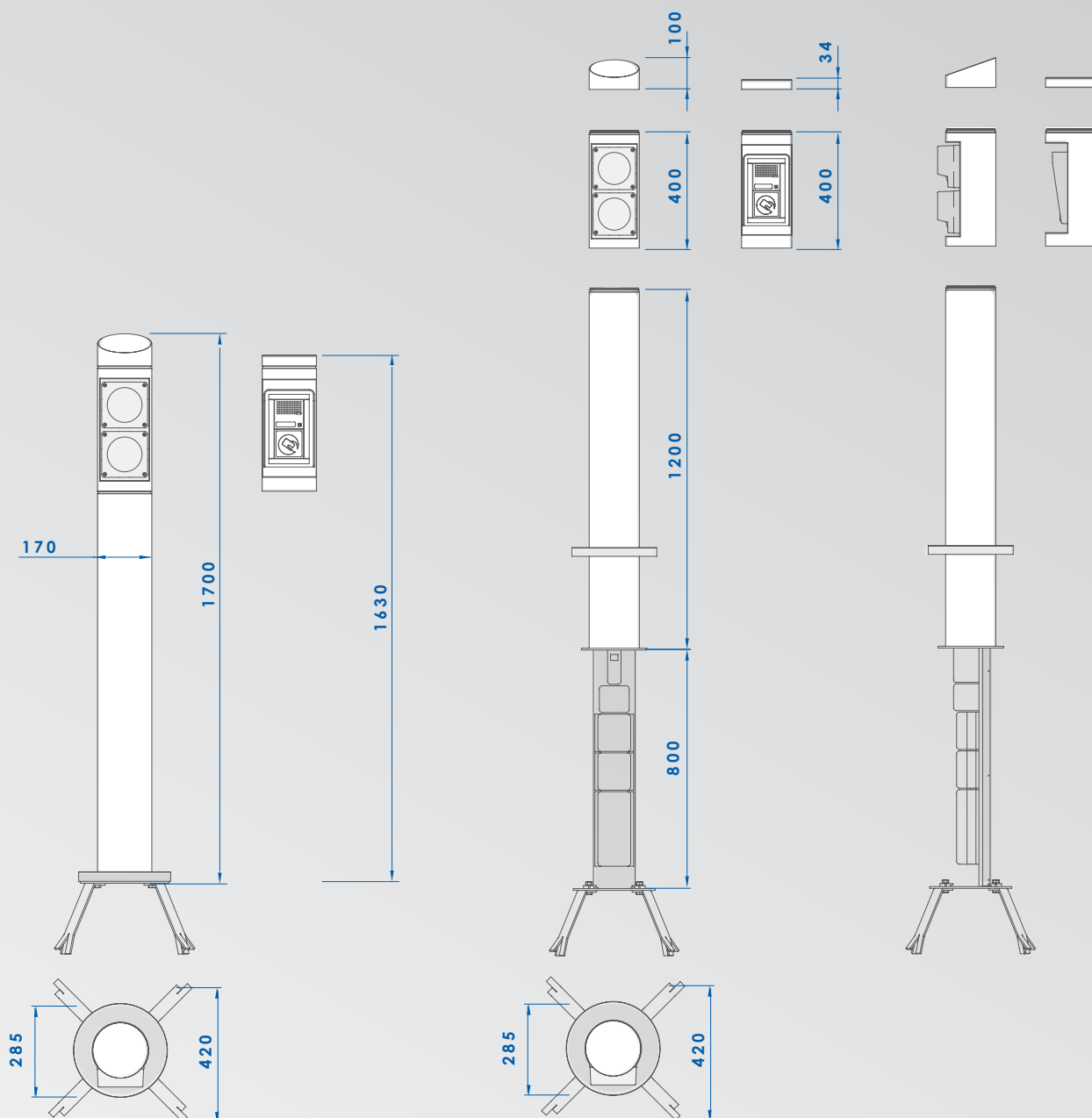
The column of control and management, retractable and modular version, made in AISI 304 stainless steel painted or brushed, is available with 170mm diameter, the height varies according to the modularity defined.

This column allows to install the control unit for a system with up to 3 PILOMAT bollards and has a lifting mechanism to allow the maintenance; the column has a straight or an inclined upper section.

The modular components allow the rotation for the correct positioning before locking and many options are available: for middle section for one-side traffic light beacon, middle section for two-sides traffic light beacon, middle section for intercom and / or control devices such as key selector - keypad - badge reader - and so on.

COLUMN OF CONTROL AND MANAGEMENT - RETRACTABLE AND MODULAR

COLUMN DIAMETER	170 mm
COLUMN HEIGHT	1200 mm
COLUMN STAINLESS STEEL FINISH	PAINTED OR BRUSHED
CONTROL UNIT COMPARTMENT HEIGHT	800 mm



VEGA ACCESS - AUTOMATIC LICENSE PLATE READER

The automatic reader of license plate called VEGA ACCESS, is a complete "stand-alone" solution of automatic reading of license plates, in integrated monoblock version as a single outer container contains the following components: sensor CCD B / W 1000x800 with sensitivity in the field of IR, LEDs IR illuminator with integrated strobe control and unit of elaboration.

Vega Access can be interfaced to Gate Master software which allow the standard management of six gates (expandable up to 16).



GENERAL FEATURES

- **all in onesystem:** camera, analyser, IR illuminator;
- **embedded solution:** OCR Software on board;
- **worldwide countries available;**
- **black/White list managemen;**
- **range of action:** 3.5 mts width - 6mts distance;
- **storage:** SD Memory up to 32 GB;
- **ethernet interface** for supervised architecture;
- **configuration and set-up by web server on;**

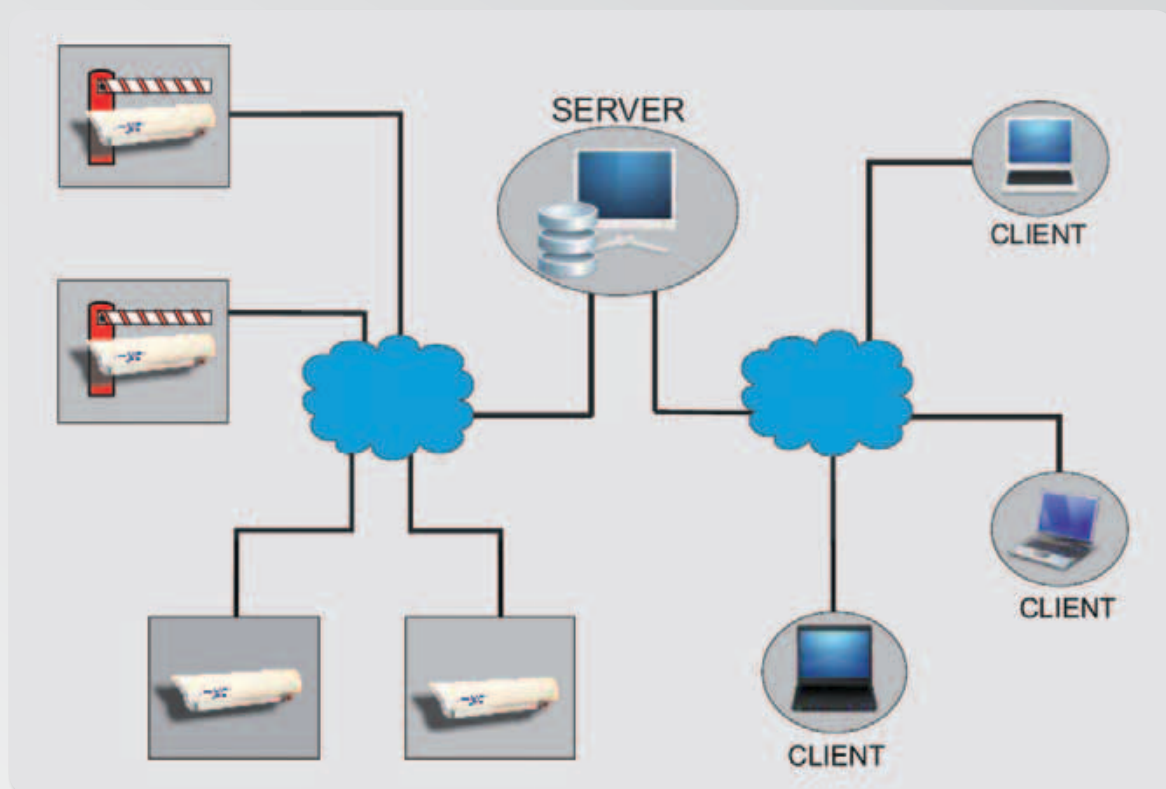


GENERAL FEATURES

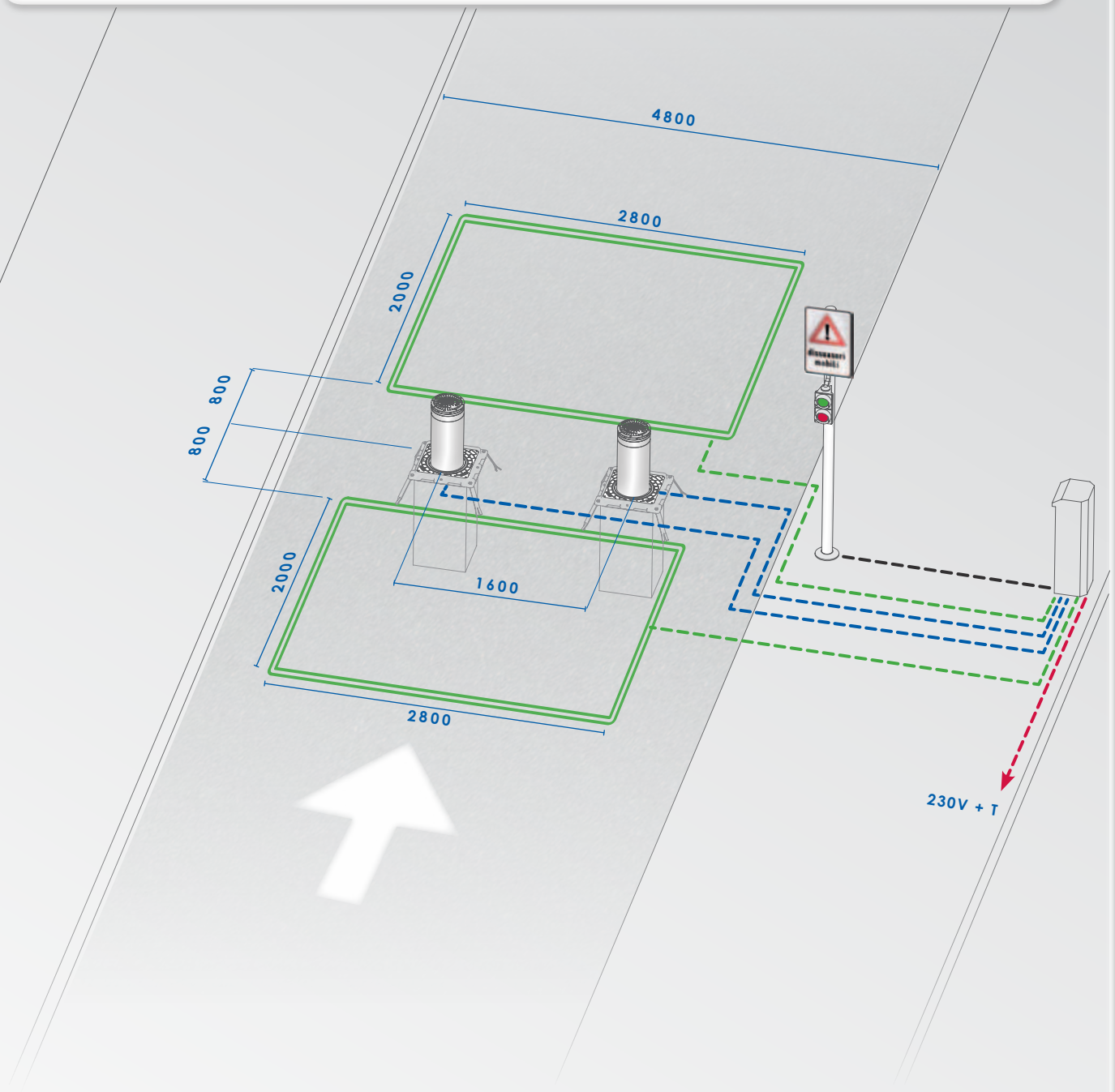
- **user Friendly Interface;**
- **scalable & flexible system;**
- **microsoft technologies;**
- **.NET platform based;**
- **personalized users/veichles info;**
- **individual access authorizations;**
- **data report and statistics;**
- **unlimited gates number;**

VEGA ACCESS - AUTOMATIC LICENSE PLATE READER

COUNTRY	ALL EUROPEAN COUNTRIES - WORLDWIDE COUNTRIES AVAILABLE
TYPES	IR - REFLECTIVE NUMBER PLATES MODELS
RESULTS	NUMBER PLATES CHARACTER STRING AND/OR IMAGE (JPG)
INTERFACE	GRAPHICAL TOOLBAR MENU INTERFACE - WEB BROWSER INTERFACE
CONFIGURATION	EASY LAN CONNECTION AND CONFIGURATION VIA INTEGRATED WEB SERVER, LOGIN AND PASSWORD PROTECTED
STORAGE	SD CARD UP TO 32 GB
RANGE OF ACTION - DISTANCE	UP TO 6 mts
RANGE OF ACTION - WIDTH	UP TO 3.5 mts
COMMUNICATION - ETHERNET 10/100 Mbps	TCP - UDP - FTP - HTTP - DHCP
OPERATING TEMPERATURE	-20° TO 55° C / -40° TO 55° C (AVAILABLE ON REQUEST)
DIMENSION	123 x 109 x 400 mm (W x H x L)
WEIGHT	3 Kg
PROTECTION LEVEL	WEATHERPROOF STANDARD IP66 ACCORDING TO EN 60529
POWER CONSUPTION	24 VDC + / - 10%, 6W



EXAMPLE OF INSTALLATION: RUNNING ONE-WAY STREET

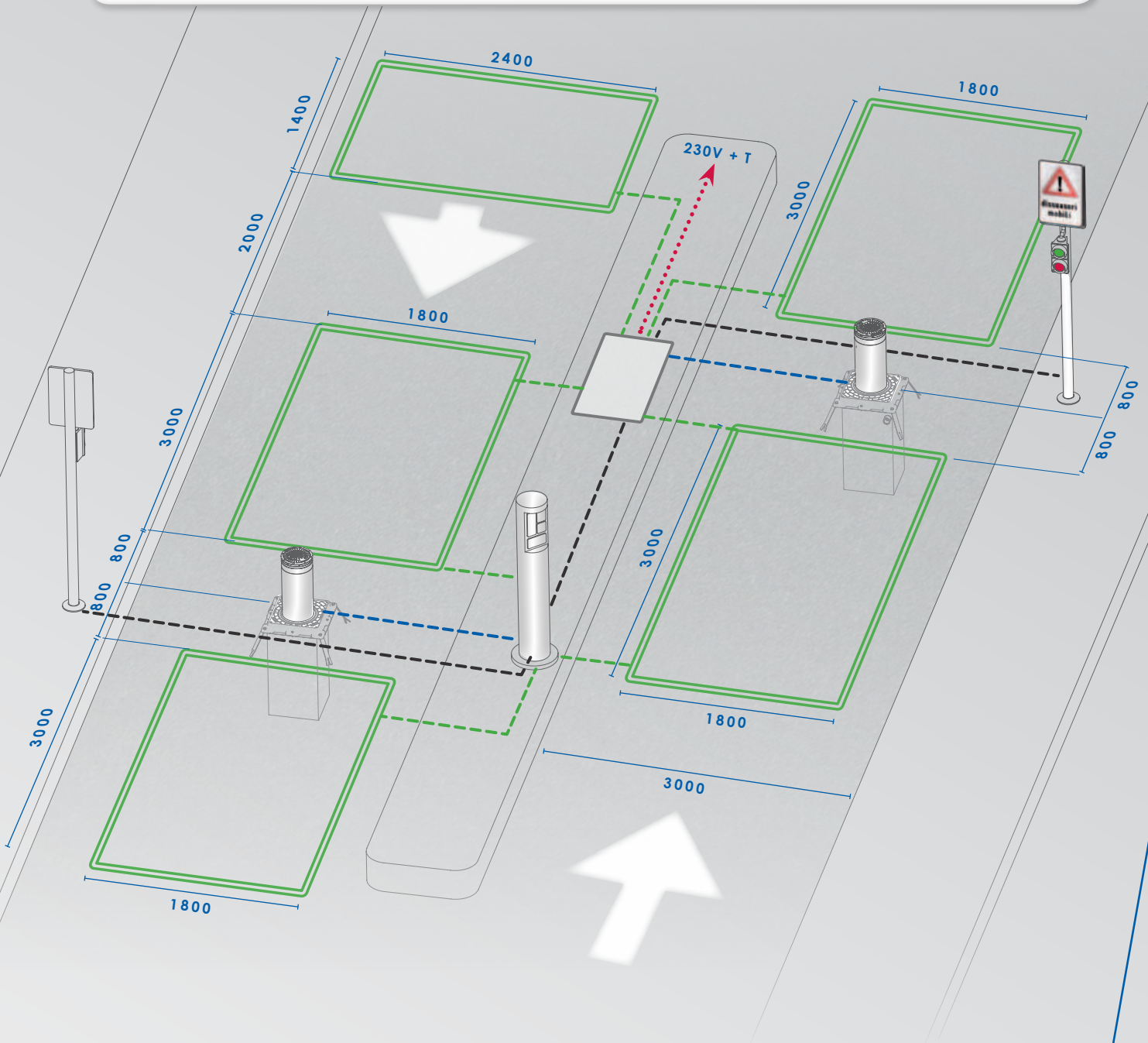


The example of installation displayed is only one of the possible configurations. It is recommended that assessments be made regarding the full range of available options and accessories for the configuration of the system, as executed suggestions.

CONFIGURATION OF THE SYSTEM DISPLAYED

- no. 2 automatic PILOMAT with integrated flashing light and foundation pit
- no. 1 fibreglass column on pavement for control unit, with radio receiver
- no. 1 traffic light
- no. 1 indicator sign
- no. 1 magnetic loop for safety single inductive loop

EXAMPLE OF INSTALLATION: RUNNING TWO-WAY STREET

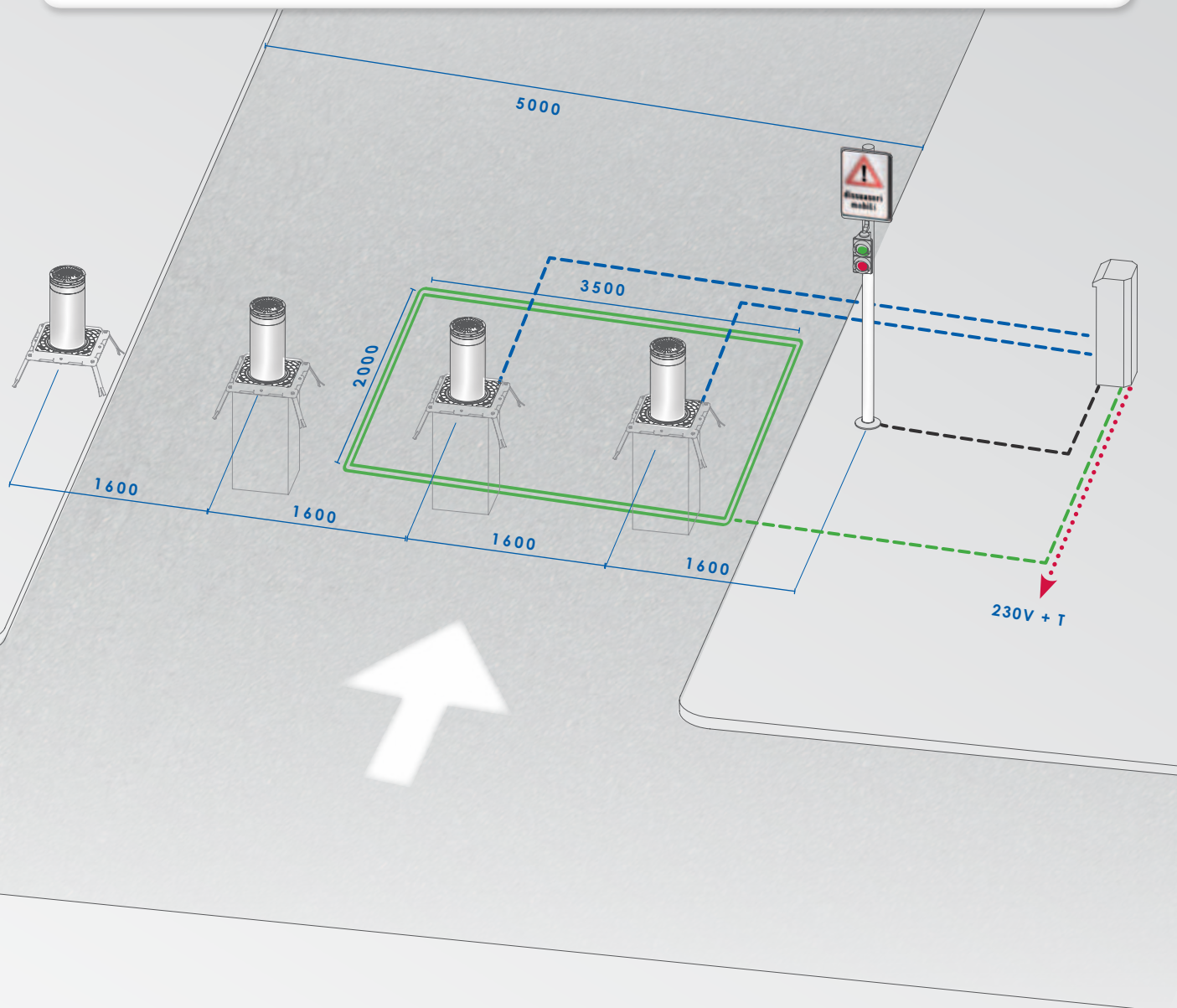


The example of installation displayed is only one of the possible configurations. It is recommended that assessments be made regarding the full range of available options and accessories for the configuration of the system, as executed suggestions.

CONFIGURATION OF THE SYSTEM DISPLAYED

- no. 2 automatic PILOMAT with integrated flashing light and foundation pit
- no. 1 stainless steel column on pavement for no. 2 control unit
- no. 1 inductive card reader integrated in the front of the column
- no. 2 traffic lights
- no. 2 indicator signs
- no. 2 magnetic loop for safety single inductive loop
- no. 1 magnetic loop for command single inductive loop

EXAMPLE OF INSTALLATION: SYSTEM MADE OF AUTOMATIC - SEMI-AUTOMATIC - FIXED PILOMAT



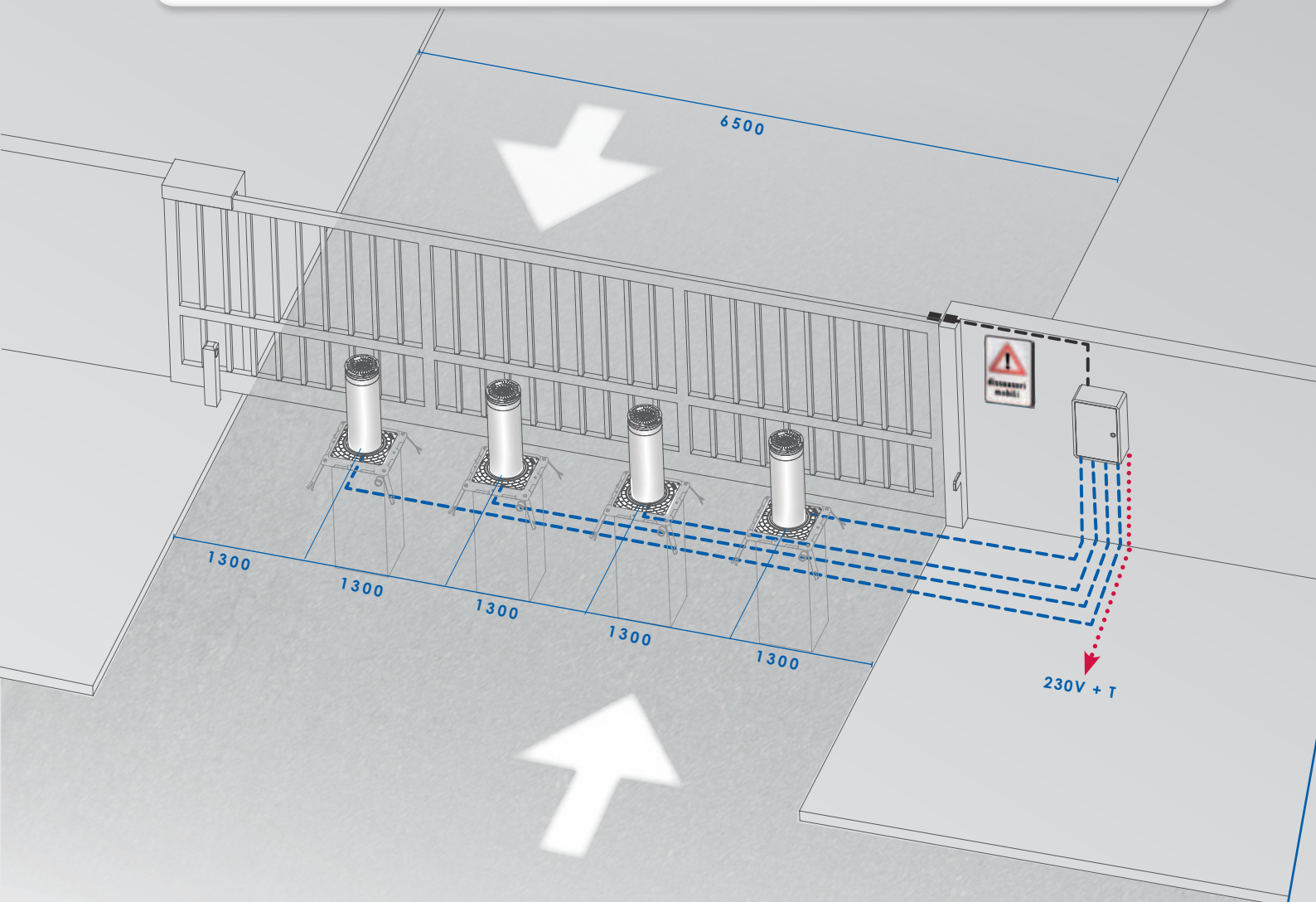
The example of installation displayed is only one of the possible configurations. It is recommended that assessments be made regarding the full range of available options and accessories for the configuration of the system, as executed suggestions.

In the installation example, it is suggested that the automatic PILOMAT be used, and the semi-automatic PILOMAT, for lowering, only in exceptional cases, or laterally, the side that has also assumed the position of one of more fixed PILOMAT.

CONFIGURATION OF THE SYSTEM DISPLAYED

- no. 2 automatic PILOMAT with integrated flashing light and foundation pit
- no. 1 fibreglass column on pavement for control unite, with radio receiver
- no. 1 traffic light
- no. 1 sign indicator
- no. 1 pair of inductive coil with single-channel security detector
- no. 1 semi-automatic PILOMAT with foundation pit
- no. 1 fixed PL series PILOMAT

INSTALLATION EXAMPLE: SECURITY ENTRANCE VEHICULAR ZONES



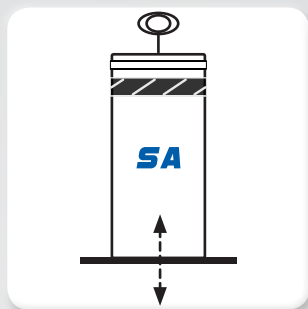
The example of installation displayed is only one of the possible configurations. It is recommended that assessments be made regarding the full range of available options and accessories for the configuration of the system, as executed suggestions.

CONFIGURATION OF THE SYSTEM DISPLAYED

- no. 4 automatic PILOMAT with foundation pit
- no. 1 control unit
- no. 1 sign indicator
- no. 1 closed gate detection sensor







SEMIAUTOMATIC PILOMAT

PL SERIES

127/PL 500SA - 127/PL 600SA - 220/PL 600SA

275/PL 500SA - 275/PL 600SA - 275/PL 800SA - 355/PL 600SA

The semiautomatic **PL SERIES** PILOMAT with single gas actuator is designed and built with architectural appearance similar to that of the automatic PILOMAT and therefore also allows the combined use of both versions. The current models are the result of the development of more than 15 years of experience.

GENERAL FEATURES

The Semiautomatic PILOMAT are used to define or prevent the stationing or transit of vehicles in pedestrian or private areas. Because of the procedure of parking, it is advised that the semi-automatic PILOMAT be used only if the amount of daily movements is limited (if not, the automatic PILOMAT should be used).

ACTION

- **The rising** of the semiautomatic pilomat comes using the mechanical key that unlocks the restraint, resulting in automatic bollard rise due to the gas-embedded actuator; a high bollard restraint system locks in place, preventing the possibility of lowering to the people without the key.
- **The lowering** is carried out through the release of the restraint with the use of the mechanical key and the resulting push to the ground, acting with the foot on the head of the bollard; when the bollard is completely down the restraint system automatically locked, preventing the possibility of it being raised.
- **Choice of optional configurations:** FE370 or AISI 304 stainless steel moving cylinders, custom colours, flashing lights integrated in the head, individual mechanical keys.

SA





127/PL 500SA

127/PL 600SA

220/PL 600SA

275/PL 500SA

	127/PL 500SA	127/PL 600SA	220/PL 600SA	275/PL 500SA
MOVING CYLINDER	FE 37 STEEL (IRON) – AISI 304 STAINLESS STEEL			
MOVING CYLINDER NOMINAL DIAMETER	127 mm		220 mm	275 mm
MOVING CYLINDER HEIGHT	500 mm	600 mm	600 mm	500 mm
MOVING CYLINDER FE 370 STEEL THICKNESS	6 mm		4 mm	6 mm
MOVING CYLINDER STAINLESS STEEL THICKNESS	6 mm		4 mm	6 mm
MOVING CYLINDER FE 370 STEEL FINISH	POWDER POLYESTER FINISH - STANDARD GREY ANTHRACITE			
MOVING CYLINDER STAINLESS STEEL FINISH	POLYESTER POWDER PAINT – STANDARD GREY ANTHRACITE OR BRUSHED			
REFLECTING ADHESIVE STRIP	YES – HEIGHT 23 mm		YES – HEIGHT 55 mm	
IMPACT RESISTANCE (WITHOUT DEFORMATION)	<input type="checkbox"/>	30.000 J		40.000 J
BREAKOUT RESISTANCE	<input checked="" type="checkbox"/>	150.000 J		250.000 J



275/PL 600SA

275/PL 800SA

355/PL 600SA

	275/PL 600SA	275/PL 800SA	355/PL 600SA
MOVING CYLINDER	FE 37 STEEL (IRON) AISI 304 STAINLESS STEEL	AISI 304 STAINLESS STEEL	FE 37 STEEL (IRON)
MOVING CYLINDER NOMINAL DIAMETER	275 mm		355 mm
MOVING CYLINDER HEIGHT	600 mm	800 mm	600 mm
MOVING CYLINDER FE 370 STEEL THICKNESS	6 mm	-	6 mm
MOVING CYLINDER STAINLESS STEEL THICKNESS	6 mm		-
MOVING CYLINDER FE 370 STEEL FINISH	POWDER POLYESTER FINISH - STANDARD GREY ANTHRACITE		
MOVING CYLINDER STAINLESS STEEL FINISH	POLYESTER POWDER PAINT - STANDARD GREY ANTHRACITE OR BRUSHED		-
REFLECTING ADHESIVE STRIP	YES - HEIGHT 55 mm		
IMPACT RESISTANCE (WITHOUT DEFORMATION)	■	40.000 J	
BREAKOUT RESISTANCE	■	250.000 J	200.000 J



FIXED PILOMAT

- **PL SERIES**
127/PL 500F – 127/PL 600F – 127/PL 800F – 220/PL 600F
275/PL 500F – 275/PL 600F – 275/PL 800F
- **PF SERIES**
127/PF 500F – 127/PF 600F – 127/PF 800F – 220/PF 600F
275/PF 500F – 275/PF 600F – 275/PF 800F – 355/PF 600F

The fixed **PL** and **PF SERIES** PILOMAT have been designed and built with architectural appearance similar to that of the mobile PILOMAT and therefore also allows the combined use of both versions. The current models are the result of the development of more than 15 years of experience.

GENERAL FEATURES

The fixed PILOMAT are used in public or private areas in order to define or prevent the parking of vehicles, for preventing access to vehicles in pedestrian areas.

The range of fixed PILOMAT includes:

- **PL SERIES:** These items, with a counterframe to wall, in addition to the architectural appearance of the automatic PILOMAT, allow the removal of the bollard in the event of such a removal being needed, or if impact has occurred.
- **PF SERIES:** These items can be cemented to the ground (in this case, the resistance to breakage depends on the depth to which it is anchored into the ground) or be secured in place by chemical anchors in places where you cannot make the same anchor, or where masonry is already completed.
- **Choice of optional configurations:** FE370 or AISI 304 stainless steel moving cylinders – custom colours – flashing lights integrated in the head.







127/PL 500F
127/PL 600F
127/PL 800F



220/PL 600F



275/PL 500F
275/PL 600F
275/PL 800F

127/PL 500F
127/PL 600F
127/PL 800F

220/PL 600F

275/PL 500F
275/PL 600F
275/PL 800F

FIXED CYLINDER	FE 37 STEEL (IRON) – AISI 304 STAINLESS STEEL		
FIXED CYLINDER NOMINAL DIAMETER	127mm	220 mm	275 mm
FIXED CYLINDER HEIGHT	500 - 600 - 800 mm	600 mm	500 - 600 - 800 mm
FIXED CYLINDER FE 370 STEEL THICKNESS	6 mm	4 mm	6 mm
FIXED CYLINDER STAINLESS STEEL THICKNESS	6 mm	4 mm	6 mm
FIXED CYLINDER FE 370 STEEL FINISH	POWDER POLYESTER FINISH - STANDARD GREY ANTHRACITE		
FIXED CYLINDER STAINLESS STEEL FINISH	POLYESTER POWDER PAINT - STANDARD GREY ANTHRACITE OR BRUSHED		
REFLECTING ADHESIVE STRIP	YES – HEIGHT 23 mm	YES – HEIGHT 55 mm	
IMPACT RESISTANCE (WITHOUT DEFORMATION) <input type="checkbox"/>	30.000 J		40.000 J
BREAKOUT RESISTANCE <input checked="" type="checkbox"/>	150.000 J		250.000 J



127/PF 500F
127/PF 600F
127/PF 800F

220/PF 600F

275/PF 500F
275/PF 600F
275/PF 800F

355/PF 600F

127/PF 500F
127/PF 600F
127/PF 800F 220/PF 600F 275/PF 500F
275/PF 600F
275/PF 800F 355/PF 600F

FIXED CYLINDER	FE 37 STEEL (IRON) – AISI 304 STAINLESS STEEL			FE 37 STEEL (IRON)
FIXED CYLINDER NOMINAL DIAMETER	127 mm	220 mm	275 mm	355 mm
FIXED CYLINDER HEIGHT	500 - 600 - 800 mm	600 mm	500 - 600 - 800 mm	600 mm
FIXED CYLINDER FE 370 STEEL THICKNESS	6 mm	4 mm	6 mm	
FIXED CYLINDER STAINLESS STEEL THICKNESS	6 mm	4 mm	6 mm	-
FIXED CYLINDER FE 370 STEEL FINISH	POWDER POLYESTER FINISH - STANDARD GREY ANTHRACITE			
FIXED CYLINDER STAINLESS STEEL FINISH	POLYESTER POWDER PAINT – STANDARD GREY ANTHRACITE OR BRUSHED			-
REFLECTING ADHESIVE STRIP	YES – HEIGHT 23 mm		YES – HEIGHT 55 mm	
IMPACT RESISTANCE (WITHOUT DEFORMATION)	<input type="checkbox"/>	30.000 J		40.000 J
BREAKOUT RESISTANCE	<input checked="" type="checkbox"/>	150.000 J		250.000 J 200.000 J



FIXED ANTITERRORISM PILOMAT

- K4 ANTITERRORISM SERIES
275/K4 700F
- K4FB/M30FB ANTITERRORISM SERIES
275/K4FB 700F – 275/M30FB 900F
- K12FB/M50FB ANTITERRORISM SERIES
275/K12FB 900F – 275/M50FB 1200F

The fixed **K/M** and **KFB/MFB SERIES** PILOMAT have been designed and built with architectural appearance similar to that of the mobile PILOMAT and therefore also allows the combined use of both versions. The current models are the result of the development of more than 15 years of experience.

GENERAL FEATURES

The fixed antiterrorism PILOMAT are used to separate and prevent vehicles from breaching the perimeter of the following areas: Research Centres Embassies, Police Headquarters, Military Bases, Ministerial Buildings Sites in Sensitive Areas.

The antiterrorism PILOMAT line includes:

- **K/M SERIES:** These items, with a counterframe to wall, in addition to the architectural appearance of the K4 PILOMAT, allow for the removal of the bollard in the event of such a removal being needed, or if impact has occurred.
- **KFB/MFB SERIES:** these items are designed to ensure antiterrorism defence, and must be cemented into the ground at a depth that meets the standards of resistance of breakout.
- **Choice of optional configurations:** FE370 or AISI 304 stainless steel moving cylinders, custom colours, flashing lights integrated in the head.







275/K4 700F



275/K4FB 700F



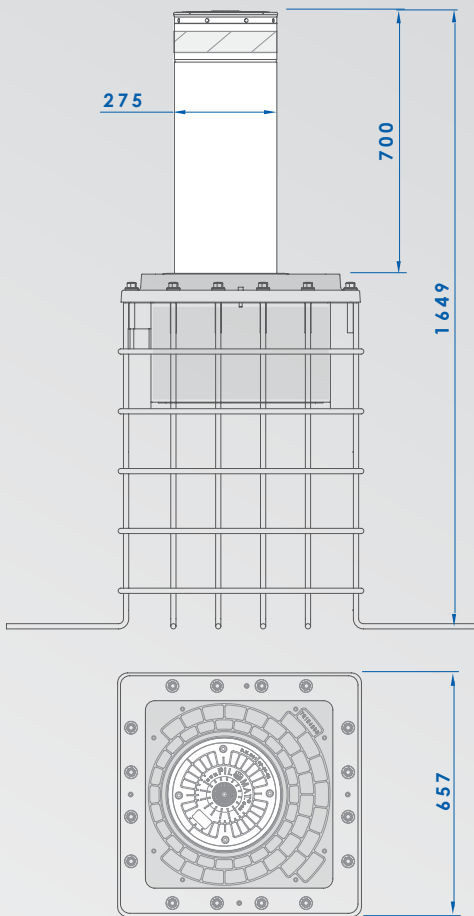
275/M30FB 900F

275/K4 700F

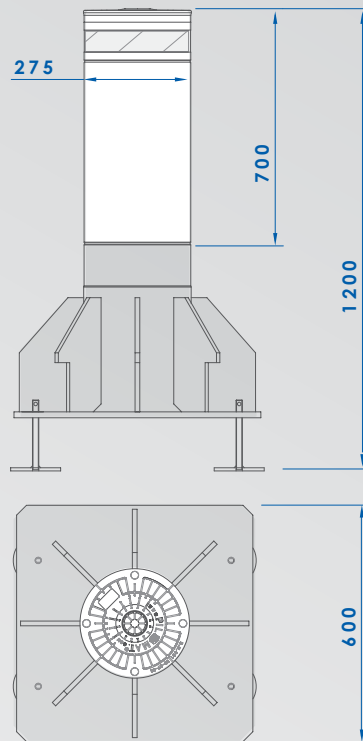
275/K4FB 700F

275/M30FB 900F

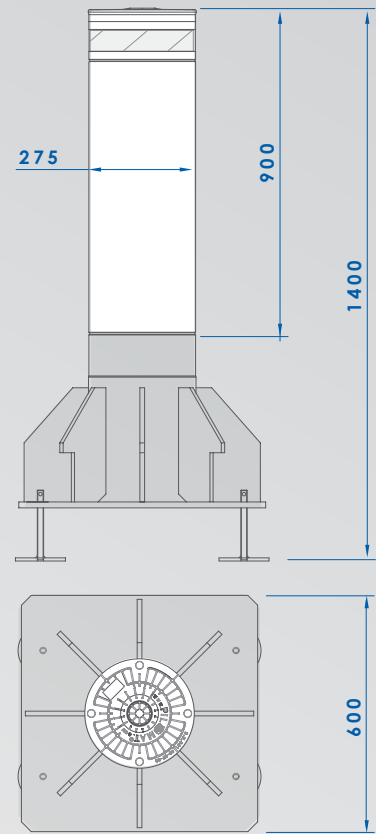
FIXED CYLINDER	FE 510 STEEL (IRON)	
FIXED CYLINDER NOMINAL DIAMETER	275 mm	
FIXED CYLINDER HEIGHT	700 mm	900 mm
FIXED CYLINDER FE 510 STEEL THICKNESS	10 mm	
FIXED CYLINDER FE 510 STEEL FINISH	POWDER POLYESTER FINISH - STANDARD GREY ANTHRACITE	
OTHER FIXED CYLINDER FINISH	RIBS ON CYLINDERS SURFACE - 304 AISI STAINLESS STEEL BRUSHED COVERING 1,5 mm	
REFLECTING ADHESIVE STRIP	YES - HEIGHT 55 mm	
IMPACT RESISTANCE (WITHOUT DEFORMATION)	<input type="checkbox"/>	60.000 J
BREAKOUT RESISTANCE	<input checked="" type="checkbox"/>	700.000 J



275/K4 700F



275/K4FB 700F



275/M30FB 900F

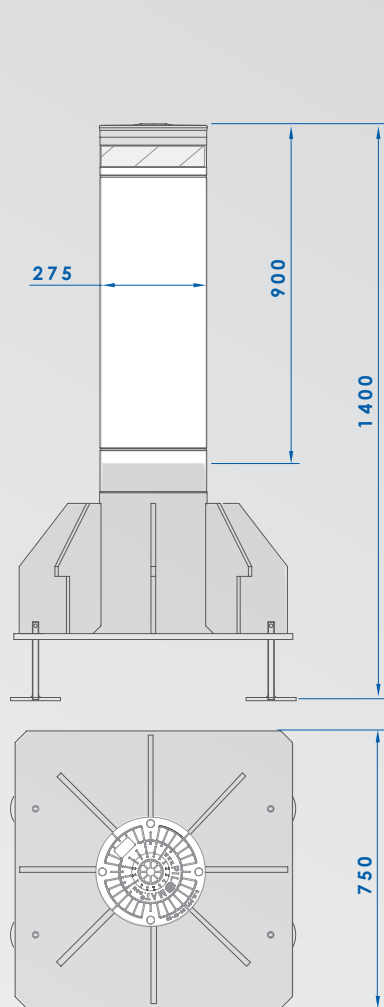


275/K12FB 900F

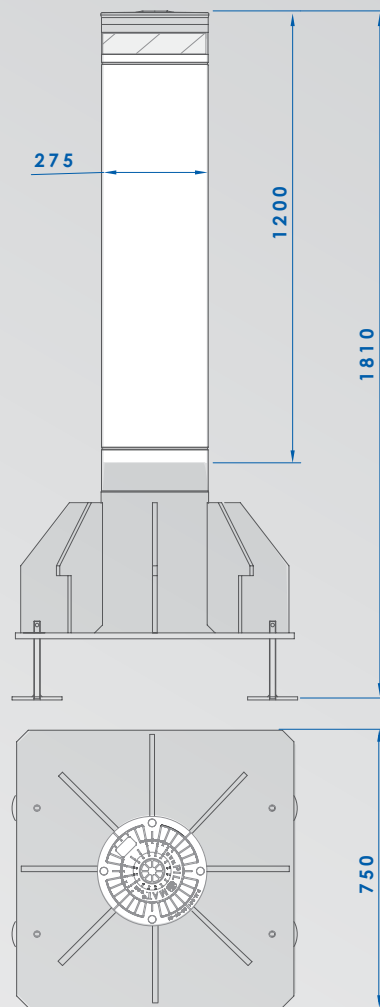


275/M50FB 1200F

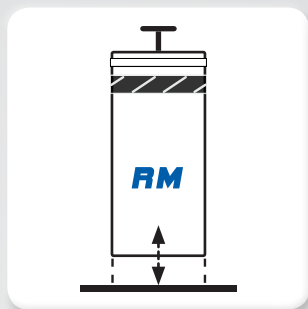
	275/K12FB 900F	275/M50FB 1200F
FIXED CYLINDER	FE 510 STEEL (IRON)	
FIXED CYLINDER NOMINAL DIAMETER	275 mm	
FIXED CYLINDER HEIGHT	900 mm	1200 mm
FIXED CYLINDER FE 510 STEEL THICKNESS	25 mm	
FIXED CYLINDER FE 510 STEEL FINISH	POWDER POLYESTER FINISH - STANDARD GREY ANTHRACITE	
OTHER FIXED CYLINDER FINISH	RIBS ON CYLINDER SURFACE - 304 AISI STAINLESS STEEL BRUSHED COVERING 1,5 mm	
REFLECTING ADHESIVE STRIP	YES - HEIGHT 55 mm	
IMPACT RESISTANCE (WITHOUT DEFORMATION)	<input type="checkbox"/>	100.000 J
BREAKOUT RESISTANCE	<input checked="" type="checkbox"/>	2.000.000 J



275/K12FB 900F



275/M50FB 1200F



REMOVABLE PILOMAT

- 275/RM 600
- 120/RM 800

The **REMOVABLE** PILOMAT are typically used to prevent the parking of unauthorised vehicles, transit and access by unauthorised vehicles in driveways, and protection of shatter-proof windows. Because of the procedure of parking, it is advised that the **REMOVABLE** PILOMAT be used only if the amount of daily movements is limited (if not, the automatic PILOMAT should be used) or when the depth of installation does not allow for the installation of the mobile PILOMAT.

PILOMAT 275 RM

The **275 RM** removable PILOMAT have been designed and built with architectural appearance similar to that of the retractable PILOMAT and therefore also allow for the combined use of both versions.

The **275 RM** PILOMAT removable bollards are available in the standard version or with a safety lock to prevent the easy removal of the bollard by unauthorised persons.

The removal of the bollard is carried out using a mechanical key that unlocks the restraint system, allowing for the lifting and removal from the base of the bollard previously cemented into the ground. The base is made up of an integrated enclosure and, once removed, the bollard should only be moved and eventually placed in another stand at the side of the point that is protected.

RM

PILOMAT 120 RM

The **120 RM** removable PILOMAT have a square base, in the interior there is reinforced steel meant to ensure high resistance to breakage.

The **120 RM** removable PILOMAT are complete with safety lock, round handle and the roller is placed at the base for easy relocation.

The removal of the bollard is carried out using a mechanical key that unlocks the restraint system, allowing for the lifting and removal from the base of the bollard previously cemented into the ground (in addition a plate enclosure base is provided). Once removed, the bollard can be moved and placed on its pedestal at the side of the point protected.





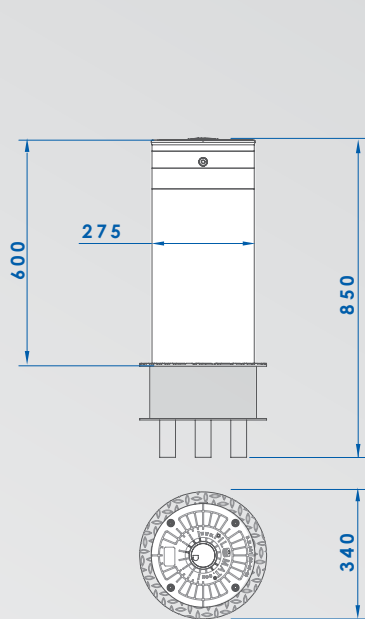
275/RM 600



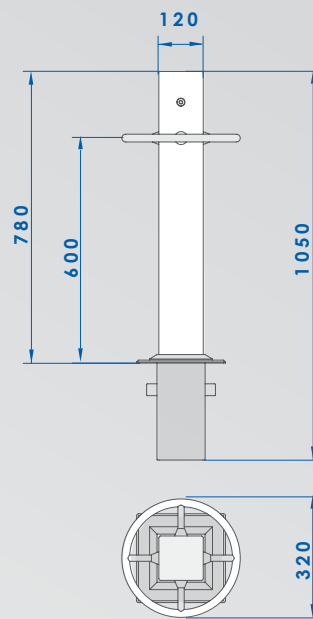
120/RM 800



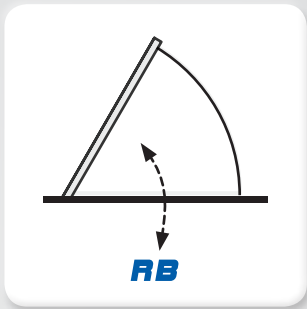
	275/RM 600	120/RM 800
REMOVABLE PILOMAT	FE 370 NORMAL STEEL (IRON)	AISI 304 STAINLESS STEEL
REMOVABLE PILOMAT DIMENSION	Ø 275 mm	120 X 120 mm
REMOVABLE PILOMAT HEIGHT	600 mm	780 mm
REMOVABLE PILOMAT THICKNESS	5 mm	10 mm
REMOVABLE PILOMAT FINISH	POLYESTER POWDER PAINT STANDARD GREY ANTHRACITE	BRUSHED
REFLECTING ADHESIVE STRIP	YES – HEIGHT 55 mm	NO
IMPACT RESISTANCE (WITHOUT DEFORMATION) <input type="checkbox"/>	40.000 J	20.000 J
BREAKOUT RESISTANCE <input checked="" type="checkbox"/>	200.000 J	250.000 J
NOMINAL PILOMAT WEIGHT (WITHOUT BASEMENT)	27 kg	35 kg



275/RM 600



120/RM 800



PRODUCT RANGE


PILOMAT ROAD BLOCKER

The range of motorized platforms, in general called Road Blockers, includes a wide selection of items with different characteristics of mechanical strength and dimensional, to meet all market requirements, from the perimeter entrances of the enterprises to the maximum protection against terrorism. The Road Blockers use hydraulic movement and there are many optional items to configure each individual system.

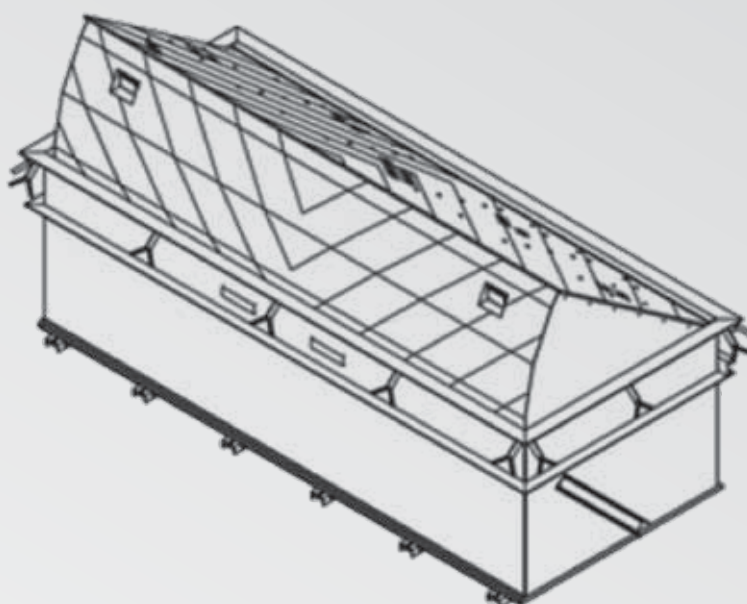
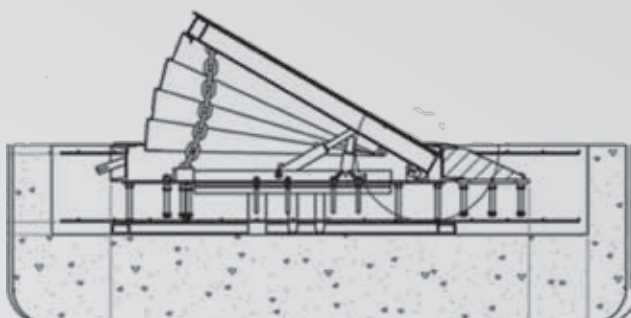
- **PILOMAT ROAD BLOCKER standard, 500 series:**
 is the basic version, not certified, typically used for perimeter protection of companies, hotels, convention centers and similar.
 The 500 series requires the installation of a basement compartment of about 1.000mm, it rises from the ground for 500mm and the available lengths are: 2.000mm, 2.500mm, 3.000mm, 3.500mm, 4.000mm.
- **PILOMAT ROAD BLOCKER certified PAS 68 standard, 650 series:**
 is the traditional version certified PAS 68 (English certification concerning a Crash Test done with a 7.5 ton truck at 80 km / h), typically used for anti-terrorist protection at the highest levels.
 The 650 series requires the installation of a basement compartment of about 1.300mm, it rises from the ground 650mm and available lengths are: 2.000mm, 2.500mm, 3.000mm.
- **PILOMAT ROAD BLOCKER certified PAS 68 with low depth installation, 750 series:**
 is the version with low depth installation, certified PAS 68 (English certification concerning a Crash Test done with a 7.5 ton truck at 80 km / h), typically used for anti-terrorist protection at the highest levels.
 The 750 series requires the installation of a basement compartment of about 450mm, it rises from the ground 750mm and available lengths are: 2.000mm, 2.500mm, 3.000mm.



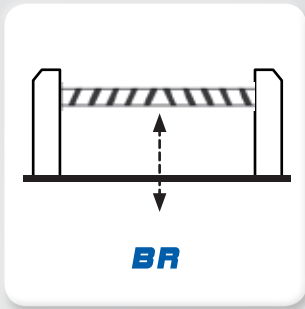




	RB 500	RB 650	RB 750
PLATFORM HEIGHT FROM THE GROUND	500 mm	650 mm	750 mm
PLATFORM LENGTH (MODULES OF 500MM)	FROM 2.000 TO 4.000	FROM 2.000 TO 3.000	FROM 2.000 TO 3.000
IMPACT RESISTANCE ■	60.000 Joule	100.000 Joule	
BREAKOUT RESISTANCE ■	800.000 Joule	1.800.000 Joule	
USED MOVEMENT	HYDRAULIC		
RISING SPEED	5"		
LOWERING SPEED	3"		
POSSIBILITY OF E.F.O. FOR EMERGENCY RISING IN 2"	YES		
PLATFORM FINISH	POLYESTER POWDER PAINT		
CLASS OF LOAD	REGULATION U.N.I – D400		
TYPE OF USE	INTENSIVE		
POWER CONSUPTION	400V – 5 POLES		



PILOMAT BARRIER



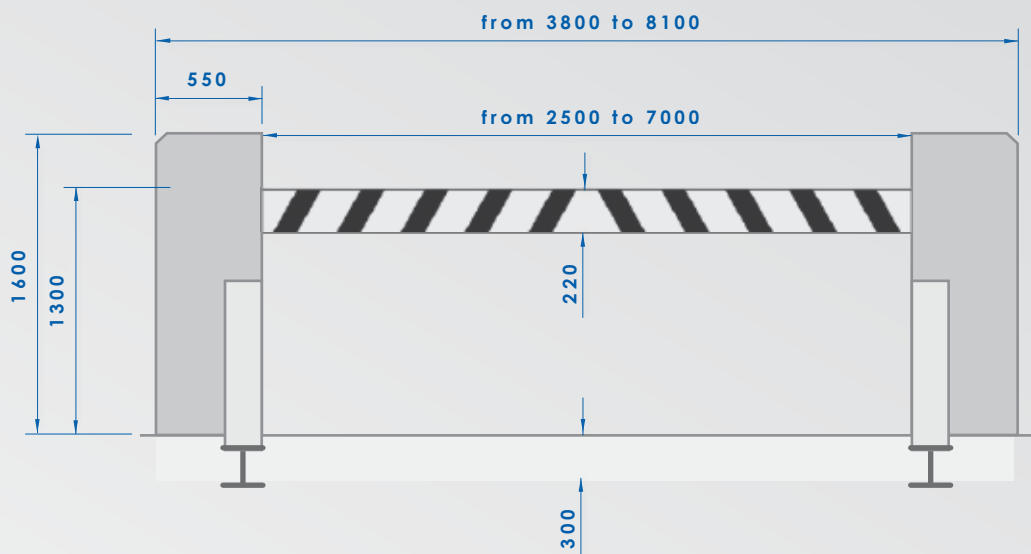
Motorized barriers with vertical movement, called **PILOMAT BARRIER**, are available, depending on installation requirements, in different lengths (from 2.5 meters to 7 meters, with a modules of 50 cm) they have a considerable mechanical strength to meet the highest anti-terrorist security because they are designed to resist to a breakout of a truck having a weight of 6.800Kg which impacts at 80Km/h (according to legislation USA SD-STD-02.01 - today ASTM F2656-07).

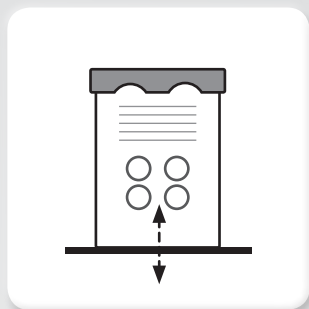
GENERAL FEATURES

- **hydraulic movement:** the most reliable technology at all temperatures and weather conditions but especially for the intensive use;
- **built-in hydraulic pump:** this philosophy offers many advantages, especially in installations in places with severe winter temperatures or when the installation requires a considerable distance (up to 80 meters) between the PILOMAT and the control unit;
- **wide range of optional configurations:** custom colors, EFO circuit for emergency rising in a second, acoustic signal, heating resistance, ups group, command equipment (see optional items and accessories).

B

■ 1.800.000 J
■ 100.000 J





PILOMAT ENERGY

- B3020 60 - B4030 60 - B4040 55
- LONDON 6040 - LONDON 8050

The semiautomatic PILOMAT **ENERGY** towers series are designed to provide complementary services such as electricity and telephone communications, compressed air and water. They are used in those places typically used for parking or pedestrian areas, and sometimes used as market areas and places for events, concerts and similar. The use of PILOMAT **ENERGY** prevents the laying of cables and tubes, guaranteeing greater security for its users. The current models are the result of the development of more than 15 years of experience.

B3020 60 - B4030 60

The **B3020 60** and **B4030 60** PILOMAT ENERGY towers with manual movement allow the installation of electrical sockets, single and/or three phase 16A, in compliance with regulations EN 60301-1 and EN 60301-2 and related circuit breakers. The cover plate placed at the top of the tower is in compliance with regulation UNI EN 124 with load class C250.

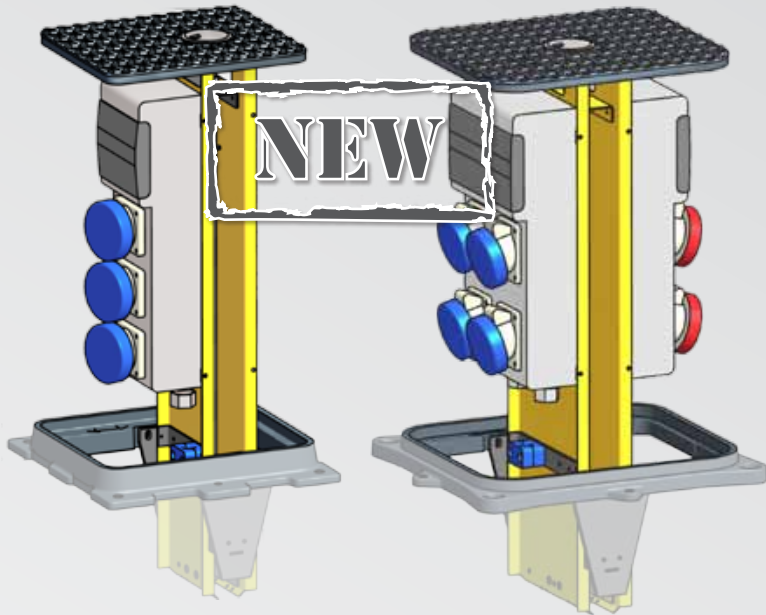
B4040 55

The **B4040 55** PILOMAT ENERGY towers, at semiautomatic movement, allow for multiple installations of single-phase and/or three-phase 16A, 32A, and 63A, in accordance with EN 60301-1 EN 60301-2 regulations and related protective circuit breakers. The coverplate at the top of the movement tower is in compliance with UNI EN 124 regulations with load class C250 or D400.

General features: **B4040 55** PILOMAT ENERGY towers are semiautomatic with incorporated gas actuators; the procedure is similar to semi-automatic PILOMAT bollards (p. 60).

Choice of optional configurations: mobile FE370 towers, steel or stainless steel, AISI 304 – FE 370 pits with anti-corrosion steel or stainless steel, AISI 304 – Standard coverplate, or filleable with C250 or D400 class load.





B3020 60

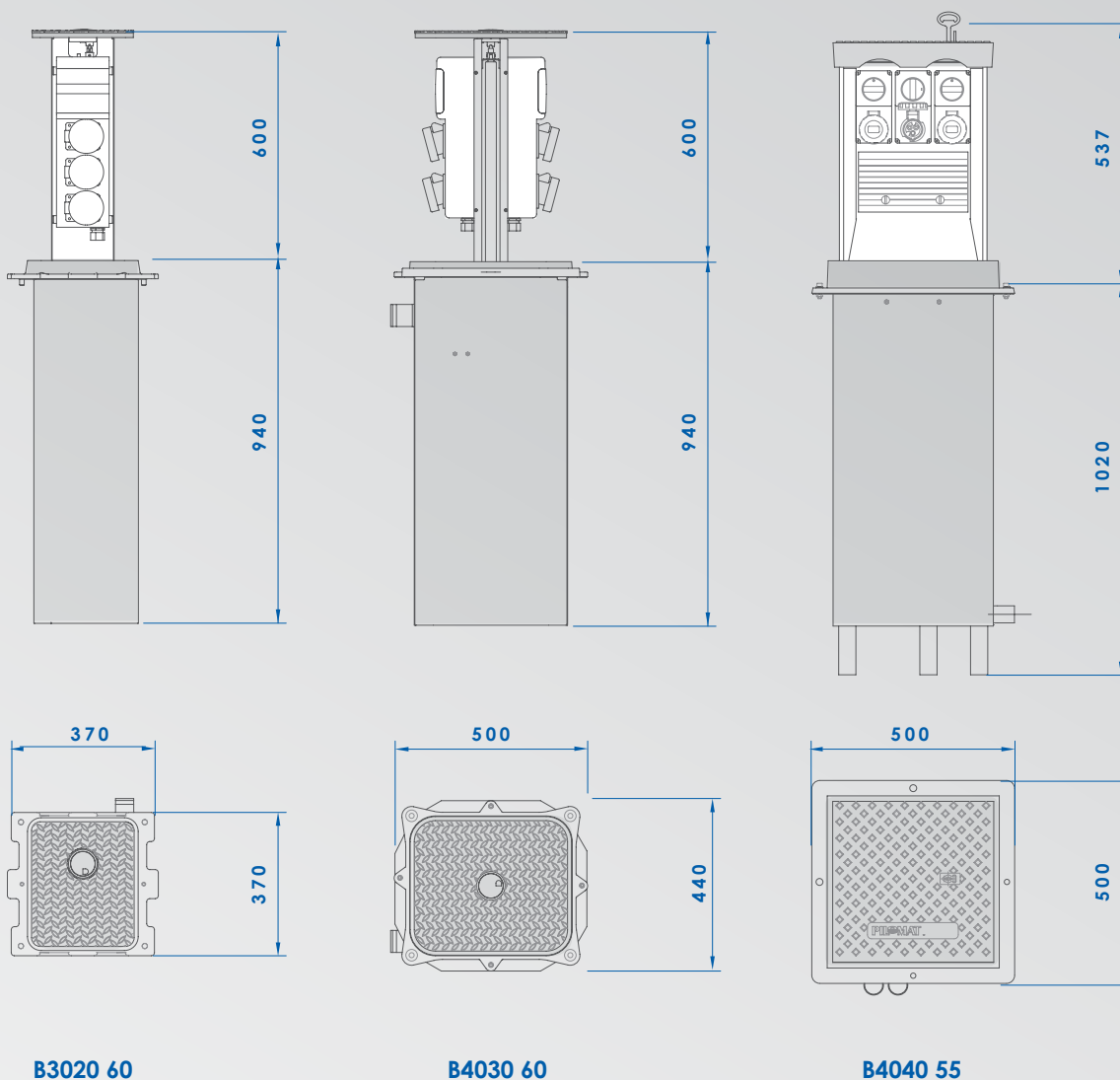
B4030 60



B4040 55



	B3020 60	B4030 60	B4040 55
MOVING TOWER	FE 510 NORMAL STEEL (IRON)		FE 510 NORMAL STEEL AISI 304 STAINLESS STEEL
MOVING TOWER DIMENSIONS	300 X 200 mm	400 X 300 mm	400 X 400 mm
MOVING TOWER HEIGHT	600 mm		550 mm
MOVING TOWER FINISH	POLYESTER POWDER PAINT- STANDARD YELLOW		
CONNECTION LINE OUT OF THE TOWER	-		STANDARD 3 mt
GRADE OF PROTECTION ELECTRIC COMPONENTS	IP 66		IP 66 - IP 67
COVERPLATE LOAD CLASS	C250		C250 - D400
POSSIBILITY OF FILLABLE COVERPLATE	NO		YES





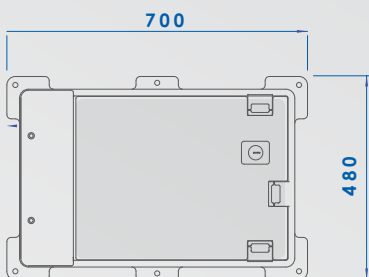
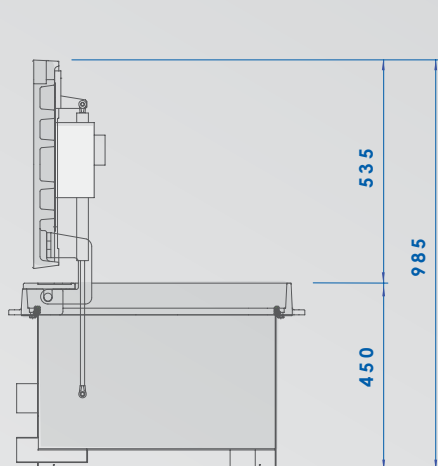
The PILOMAT ENERGY **LONDON** towers, at semiautomatic movement, allow for multiple installations of single-phase and/or three-phase 16A and 32A in accordance with EN 60301-1 EN 60301-2 regulations and related protective circuit breakers. The driveway coverplate at the top of the moving tower is compliant with UNI EN 124 regulations with load class D400.

General features: the PILOMAT ENERGY **LONDON** are semiautomatic, with incorporated gas actuator. The design of PILOMAT ENERGY **LONDON** allows for the creation of structures that allow the connection of users and the subsequent closure of the upper structure, allowing for total drive ability in the area.

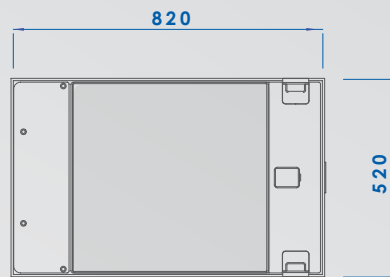
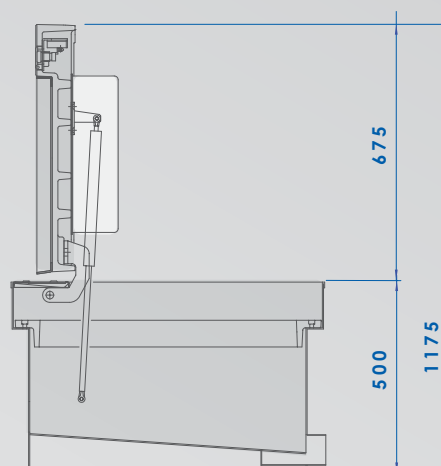
Action: the PILOMAT ENERGY **LONDON** structures, semi-automatic movement, are operated using a mechanical key that unlocks the restraint, resulting in automatic 90° opening from the coverplate due to the incorporated gas actuator.

The closure of the structure is carried out by pushing it toward the ground, acting with the foot on the coverplate with the 90° opening from the ground; a cover totally below the restraint system is automatically locked, preventing the possibility of lifting.

	LONDON 6040	LONDON 8050
MOVING STRUCTURE	PEARLITIC IRON	
MOVING STRUCTURE DIMENSION	700 X 480 X 450 mm	820 X 520 X 500 mm
MOVING STRUCTURE HEIGHT	535 mm	675 mm
MOVING STRUCTURE FINISH	POLYESTER POWDER PAINT – STANDARD GREY ANTHRACITE	
CONNECTION LINE OUT OF THE TOWER	STANDARD 3 mt	
GRADE OF PROTECTION ELECTRIC COMPONENTS	IP 66 - IP 67	
CLASS OF LOAD	D400	
POSSIBILITY OF FILLABLE COVERPLATE	NO	STANDARD



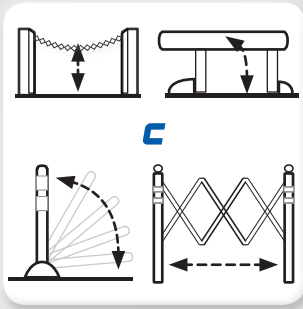
LONDON 6040



LONDON 8050

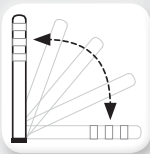






PILOMAT COMPLEMENTS

The department of research and development of PILOMAT, always careful to what the synergy of market offers, continuously select products that enrich and complete the PILOMAT program; typically the complements are cheaper products, which help to bring a more complete program.



PILOMAT FLEX CITY AND FLEX ROAD

Designed specifically for highways, borders and urban environments, it recalls the traditional metallic bollards but as it is made in deformable polyurethane, provides a cheaper alternative, with the added bonus of very low maintenance.



PILOMAT CHAIN

The new automatic barrier with moving chain with electromechanical movement to mark driveways and private parking places.



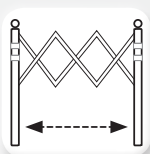
PILOMAT PARK

A strong self-powered parking barrier (no power supply 220V) for the protection of the single parking space.



PILOMAT PARKY


Includes a wide range of manual parking barriers for the protection of the single parking space.

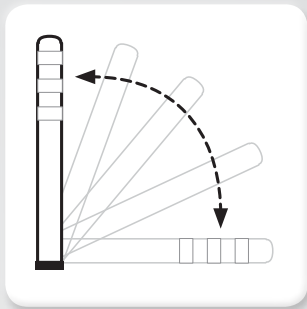


PILOMAT MULTI GATE


A security portable fence is to use in various applications, such as: blocking traffic in pedestrian areas and subsidiaries; safe of assembling areas, checkpoints, parking and similars.







PILOMAT FLEX CITY



The fixed bollards PILOMAT FLEX CITY, designed specifically for urban areas, are available in two heights: 800mm - 1000mm and 2 diameters: 80mm - 130mm. PILOMAT FLEX CITY typically have two high-visibility reflective strips and two rings with reflective beads, one in the upper part and the other in the lower one.



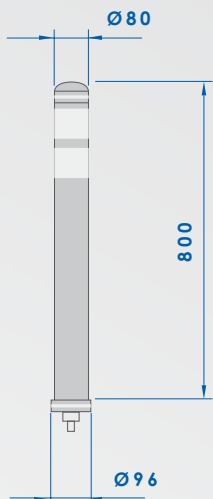
PFC-8BS-M80-W**PFC-7BS-M100-W****PFC-7BS-M87-W-BL****PFC-7BS-M100-W-BL**

COLOR	GREY ANTHRACITE			
HEIGHT	800 mm	1000 mm	870 mm	1000 mm
DIAMETER	130 mm	80 mm	80 mm	80 mm
FINISH TOP PART	CUPOLA		BALL	

**GENERAL FEATURES**

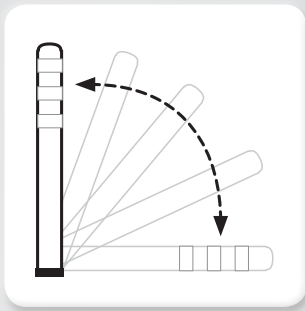
- made with high quality polyurethane: PILOMAT FLEX CITY after being hit, run over and crushed by the car back to its original position;
- the reflective strips and reflective beads help night driving;
- the appearance of the various PILOMAT FLEX CITY emphasize the classical style and for that, are ideal for use especially in the Old Towns;
- high corrosion resistance against chloride, calcium and other chemical elements, typically used in snowy areas;
- PILOMAT FLEX CITY thanks to the special internal construction does not allow to be bent by hand, giving a more secure solution than competitive soft flex products.

The appearance of PILOMAT FLEX CITY recalls the traditional metallic bollards but as it is made in deformable polyurethane, provides a cheaper alternative, with the added bonus of very low maintenance. In case of special events, PILOMAT FLEX CITY can be easily and quickly removed, using the special tools for installation (supplied separately).




DIAMETER 80 OR 130

DIAMETER 80
WITH BALL ON TOPDIAMETER 130
WITH TWO RING TOP PART



PILOMAT FLEX ROAD



The fixed bollards PILOMAT FLEX ROAD, designed specifically for highways, borders and urban environments, are made of 80mm diameter and 800mm height. Typically PILOMAT FLEX ROAD have three high-visibility reflective strips and a lower ring of reflective beads.



	PFR-80NSRW	PFR-80NSGW	PFR-80NSBLW	PFR-80NSWHW	PFR-80NFRW-N *
COLOR	ORANGE	GREEN	BLACK	WHITE	ORANGE
HEIGHT	800 mm				
DIAMETER	80 mm				
FINISH TOP PART	STRAIGHT				

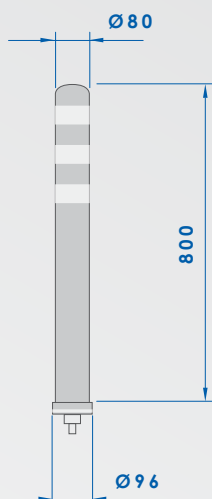
* LARGER BASEMENT DIAMETER 300MM TO ANCHOR TO THE GROUND WITH EPOSSIDIC GLUE



GENERAL FEATURES

- made with high quality polyurethane: PILOMAT FLEX ROAD after being hit, run over and crushed by the car back to its original position;
- the reflective strips and reflective beads help night driving;
- PILOMAT FLEX ROAD are available in various colors: orange, green, black and white;
- high corrosion resistance against chloride, calcium and other chemicals, typically used in snowy areas;
- PILOMAT FLEX ROAD thanks to the special internal construction does not allow to be bent by hand, giving a more secure solution than competitive soft flex products.


The appearance of PILOMAT FLEX ROAD recalls the traditional metallic bollard but as it is made of deformable polyurethane, provides a cheaper alternative, with the added bonus of very low maintenance. In case of special events, PILOMAT FLEX ROAD can be easily and quickly removed, using the special tools for installation (supplied separately).



ORANGE X WHITE



GREEN X WHITE

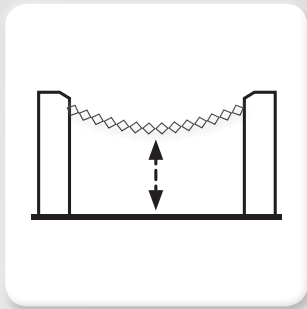


BLACK X WHITE




WHITE X WHITE

PILOMAT CHAIN



PILOMAT CHAIN is the new automatic barrier with moving chain with electromechanical movement to mark driveways and private parking places.

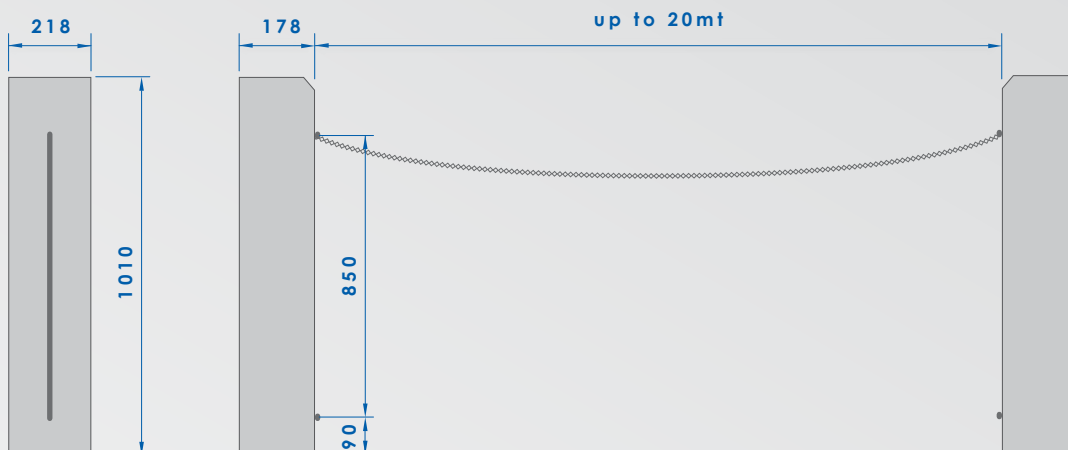


PILOMAT CHAIN

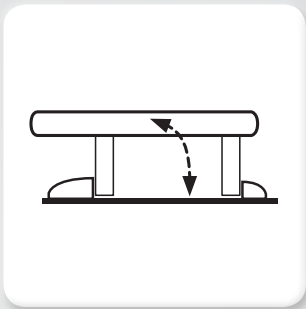
POWER SUPPLY	230 V – 50 Hz
POWER CONSUMPTION OF 2 MOTORS	2.0 A
POWER OF EACH MOTOR	60 W
OPERATING TEMPERATURE	-20°C + 55°C
GRADE OF PROTECTION	IP 34
LUBRIFICATION	PERMANENT
NOMINAL WEIGHT OF EACH COLUMN	25 Kg
MAXIMUM CHAIN LENGTH	20 mt
MAXIMUM CHAIN WEIGHT	60 kg
CONTROL UNIT	INTEGRATED IN A COLUMN

GENERAL FEATURES

- large delimitation: PILOMAT CHAIN allows the delimitation of areas up to 20m;
- linear and powerful moving: PILOMAT CHAIN has two 24V motors (one in each column) that give to the chain a linear movement and allow to lift chains up to 60Kg;
- safe operation: PILOMAT CHAIN is equipped with a impact analysis sensor to ensure the maximum safety in the operation;
- underground guide: an optional item is available (recommended) which consists of a U-guide to ground below the perpendicular of the chain, to allow the placing of the chain when lowered;
- operation in power failure: there is an additional item which is a power supply unit with battery accumulator to allow the temporary operation of PILOMAT CHAIN in case of temporary power failure;



PILOMAT PARK



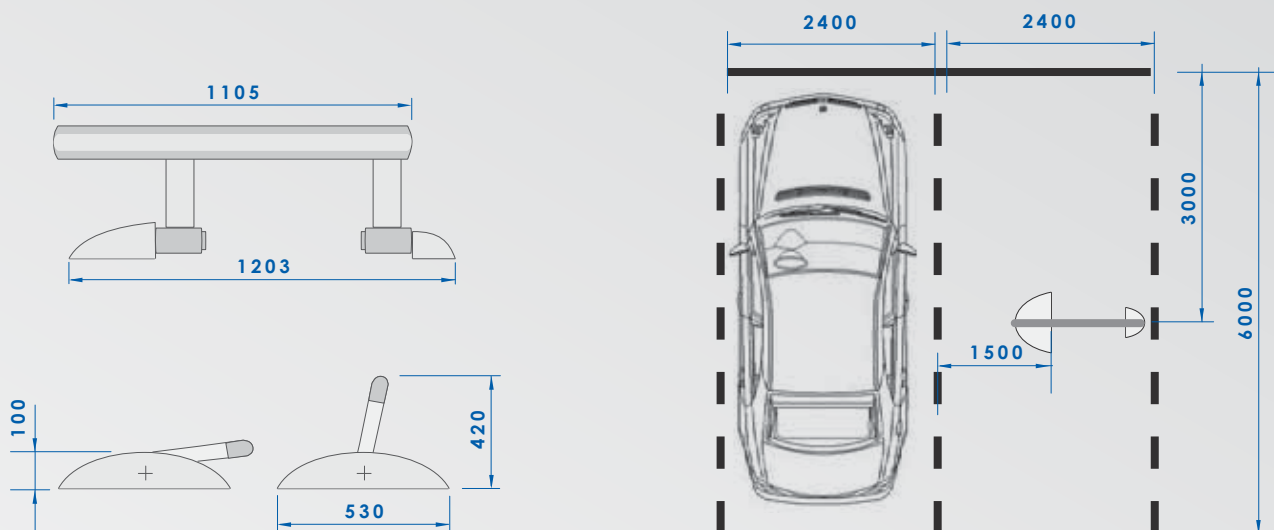
PILOMAT PARK

BARRIER HEIGHT FROM THE GROUND	420MM
BARRIER LENGTH	1.105MM
BARRIER FINISH	POLYESTER POWDER PAINT- GREY RAL 9006
REFLECTING ADHESIVE STRIP	YES
TECHNOLOGY OF WORKING	AUTOMATIC – SELF POWERED
INTEGRATED BATTERIES	N° 5 – ALKALINE TYPE D
NOMINAL LIFE OF THE INTEGRATED BATTERIES	OVER 2 YEARS
COMMAND RECEIVER	INTEGRATED
COMMAND DEVICES - INCLUDED	N° 2 TRANSMITTERS WITH THREE BUTTONS (THEY COMMAND UP TO 3 BARRIERS)
ANCHORAGE TO THE GROUND - INCLUDED	N° 7 ANCHORS TO AFIX TO CONCRETE GROUND
TEMPLATE FOR POSITIONING	INCLUDED
ANTI-CRASH CONCEPT	THE BARRIER WHEN IS IN UP POSITION IS SPRINGLY TO AVOID DAMAGES IN CASE OF ACCIDENTAL IMPACT


PILOMAT PARK is a strong self-powered parking barrier (no power supply 220V) for the protection of the single parking space.

GENERAL FEATURES

- PILOMAT Park works with 5 alkaline batteries D format (easily replaceable) that allow the operation for over two years;
- to lift, PILOMAT PARK uses the energy produced by the passage of the vehicle; PILOMAT Park is equipped with: n. 6 of anchors for anchoring to concrete ground , 1 positioning template, 2 radio transmitters with three buttons (to control up to maximum of 3 PILOMAT Park with one transmitter);
- PILOMAT Park, in addition to being self-powered has the important feature of having a springy barrier which protects from damages in case of accidental impact.



PILOMAT PARKY



PILOMAT PARKY

AR050	VERSION WITH PADLOCK (PADLOCK NOT INCLUDED)
AR100	WITH UNBLOCKING LOCK - CYLINDER EUROPEAN PROFILE (OPTION TO HAVE SAME KEYS)
AR200	VERSION WITH PADLOCK (PADLOCK NOT INCLUDED)
AR580	WITH UNBLOCKING LOCK - CYLINDER EUROPEAN PROFILE (OPTION TO HAVE SAME KEYS)
ARB580	AS VERSION AR580 BUT WITH BASEMENT TO GROUND
AR600	WITH UNBLOCKING LOCK - CYLINDER EUROPEAN PROFILE (OPTION TO HAVE SAME KEYS)
AR700	WITH UNBLOCKING LOCK - CYLINDER EUROPEAN PROFILE (OPTION TO HAVE SAME KEYS)

PILOMAT PARKY includes a wide range of manual parking barriers for the protection of the single parking space.

GENERAL FEATURES

- PILOMAT PARKY are made in steel with anti-corrosion protection treatment in electro - galvanized;
- the foot fixing has a shell shape made of NYLON with FIBER GLASS which gives the foot fixing a lot of resistance;
- all shapes are rounded to a refined design and in compliance with safety regulations;
- the closing of PILOMAT PARKY includes the following types: European cylinder with different keys, European cylinder with the same keys, predisposition for the use of a common padlock;
- the model ARB580 includes a base to ground, made with elastomers recycled to obtain the complete placing of the barrier when the same is in the open position.



- Protection cap, on fixing foot of electric zinc coated steel, made of POLYAMIDE (NYLON), glass loaded "FIBER GLASS";
- New refined design;
- Round shapes.

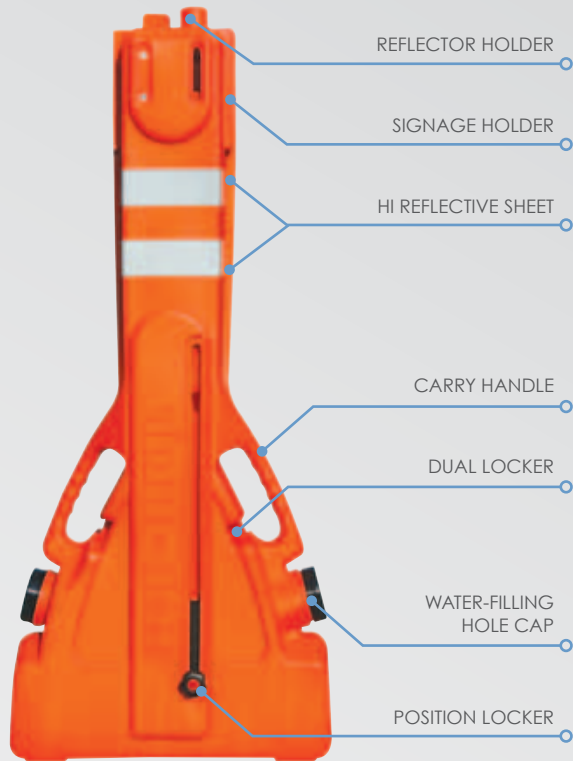
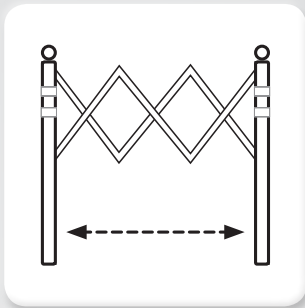


AR100



AR600

PILOMAT MULTI GATE



MULTI GATE

MATERIAL

HDPE (body) / ABS (cap)
Hi reflectives

DIMENSION (L x W x H mm)

170 x 480 x 1 090
MAX EXTENDED SPAN \ 2 300

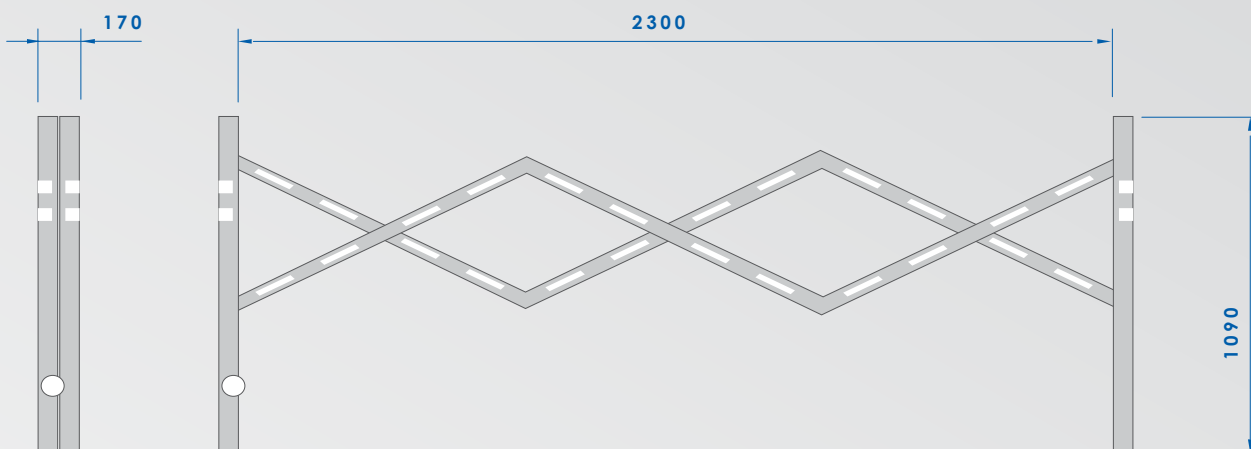
COLOR

ORANGE (body) / BLACK (cap)
WHITE (reflectives)

PILOMAT MULTIGATE is a security portable fence to use in various applications, such as: blocking traffic in pedestrian areas and subsidiaries; safe of assembling areas, checkpoints, parking and similars.

GENERAL FEATURES

- The fence PILOMAT MULTI GATE is easily transportable;
- the dimensions of the fence when is closed are: 170x480x1.090 mm.
- Full extended opening: 2.300 mm.
- Fence with high visibility with 52 intensive reflective sectors.
- High resistance to weathering.
- The side bases have a tank to be filled with water to ballast the fence.







PILOMAT PASS
14

□	AUTOMATIC - CL SERIES	16
	220/CL 600A	16
	275/CL 600A	16
□	AUTOMATIC - PL SERIES	20
	220/PL 600A	20
	275/PL 600A	20
	355/PL 600A	20
□	AUTOMATIC - P SERIES	24
	127/P 600A	24
	127/P 800A	24
	220/P 600A	24
	275/P 400A	28
	275/P 500A	28
	275/P 600A	28
	275/P 800A	28
	PARK 275/P 500A	32
	REINFORCED 275/P10 800A	32
□	AUTOMATIC - K/M SERIES ANTITERRORISM	36
	275/K4 700A	36
	275/M30 900A	36
	275/K12 900A	40
	275/M50 1200A	40
□	ACCESSORIES	44
□	COLUMNS OF CONTROL AND MANAGEMENT	48
	FIXED COLUMNS	48
	MODULAR COLUMNS	50
□	AUTOMATIC NUMBER PLATE READER	52
□	SEMIAUTOMATIC - PL SERIES	60
	127/PL 500SA	62
	127/PL 600SA	62
	220/PL 600SA	62
	275/PL 500SA	62
	275/PL 600SA	63
	275/PL 800SA	63
	355/PL 600SA	63

□	FIXED - PL SERIES	66
	127/PL 500F - 127/PL 600F - 127/PL 800F	66
	220/PL 600F	66
	275/PL 500F - 275/PL 600F - 275/PL 800F	66
□	FIXED - PF SERIES	67
	127/PF 500F - 127/PF 600F - 127/PF 800F	67
	220/PF 600F	67
	275/PF 500F - 275/PF 600F - 275/PF 800F	67
	355/PF 600F	67
□	FIXED - K/M SERIES ANTITERRORISM	68
	275/K4 700F	70
	275/K4FB 700F	70
	275/M30FB 900F	70
	275/K12FB 900F	72
	275/M50FB 1200F	72
□	REMOVABLE	74
	275/RM 600	76
	120/RM 800	76

ROAD BLOCKER 78

BARRIER 82

PILOMAT ENERGY 84

B3020 60 - B4030 60	86
B4040 55	86
LONDON 6040	88
LONDON 8050	88

PILOMAT COMPLEMENTS 92

PILOMAT FLEX CITY	94
PILOMAT FLEX ROAD	96
PILOMAT CHAIN	98
PARK	100
PARKY	102
MULTI GATE	104



Special copper foil finish. Available in gold foil and silver foil.



Optional moving cylinder finish: ribs on cylinder surface.



Specifications, descriptions and illustrations reported in this publication are of indicative value. In the perspective of PILOMAT S.r.l. continuous development, we reserve the right to make changes to our products. Consult the sales office at PILOMAT S.r.l. in order to receive updated information. All rights are reserved. Any unauthorised reproduction of this publication, partial or otherwise, is prohibited.

PILOMAT[®]
MASTERSHIP IN  RETRACTILE TECHNOLOGY



CEO _ Bruno Toffetti

Design_Alice Lavezzi

Catalogue.12



PILOMAT s.r.l.

Via Zanica 17/p, 24050 Grassobbio (BG) Italy

Tel. +39.035.29.72.20 , Fax +39.035.29.70.94
pilomat@pilomat.com www.pilomat.com